

SEPTEMBER 2023 REVIEW

CASS COUNTY COURT & PRETRIAL SERVICES

“Serving the community by using evidence-based practices and needs-based supervision that prioritizes public safety, maximizes court appearance and reduces recidivism, while protecting the presumption of innocence.”

CURRENT OVERVIEW:

Pretrial Services currently has 111 active clients and served a total of 122 clients in August for a total of 3,379 days or 9.25 years in jail bed stays. This is a 44% increase from August 2022. Our current caseload is 58% felony charged, while 3 clients are being supervised with the special condition of electronic monitoring. Before the end of CY23 Q3 the agency has served 4% over the total population served in 2022, with 237 clients served.

38 arrestee evaluations and recommendations, with IRAS-PATs, were completed in the last month. We had 22 new intakes in August. 12 clients successfully completed the program, in addition to over 22 clients in voluntary individual counseling with our three 4C Health Therapeutic Interns.

JAIL ANALYSIS:

The August Jail Analysis showed that 18% of inmates are classified as Pre-Adjudication, with 43% having an out-of-county warrant that excludes them from the pretrial release program. Currently, with expansion, the jail is at 73% capacity. It is estimated that without Pretrial Services the jail would be 28% overcapacity. The low risk population is currently 13%, while the high risk population continues to rise, illustrating the reservation of jail resources for high risk inmates and maximized risk-based release decisions.

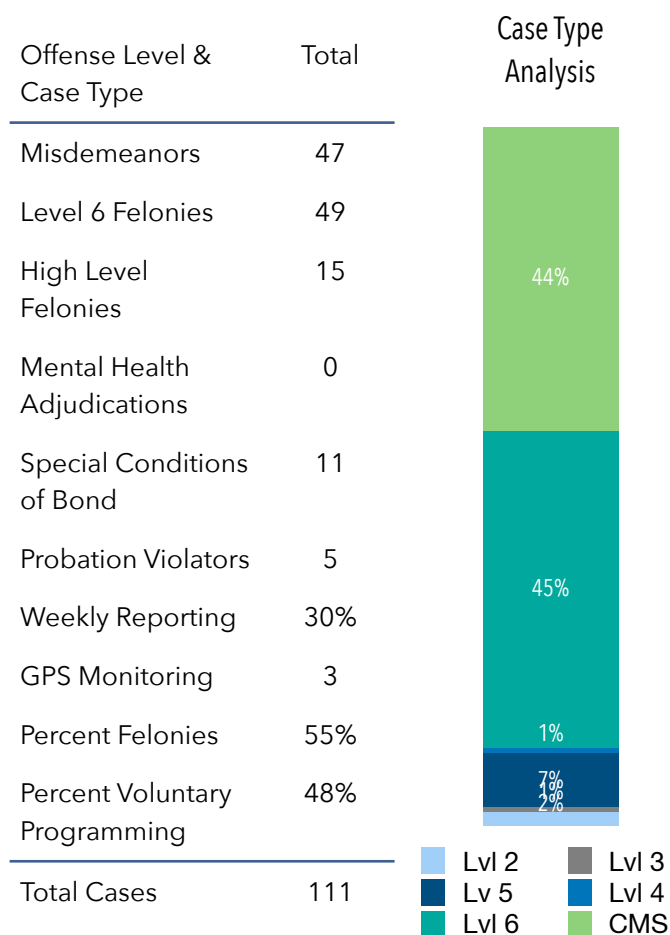
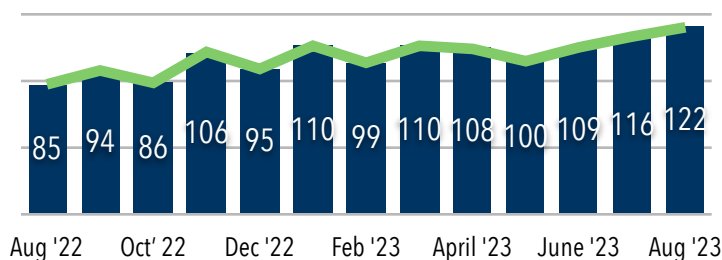
COST SAVINGS:

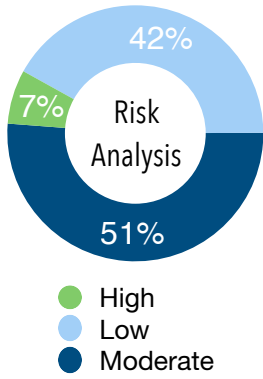
Using the \$40 daily per diem/\$200 juvenile detention per diem, CCCPS is currently diverting an estimated \$4,440 per day in incarceration expenses and reports an estimated cost savings of \$140,120 in August. Due to

this reservation of jail resources, the CCJ is now able to house inmates from other jails to generate revenue. In August the jail housed 17 inmates from Wabash County for a total of 525 days, \$21,000 in revenue.

POPULATION ANALYSIS:

Monthly Clients Served 13 Month Trend Analysis





RISK & OFFENSE TYPE ANALYSIS :

Risk Analysis:

Trends show that 7% of active clients have been identified through the IRAS-PAT as High Risk, 51% as Moderate Risk, and 42% as Low Risk.

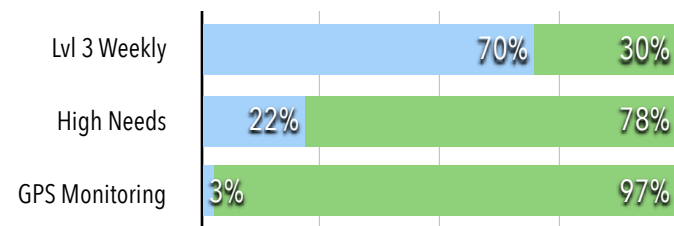
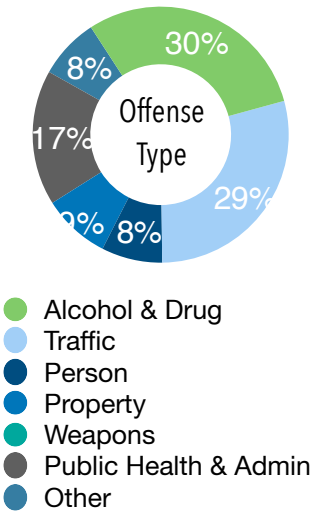
Offense Type Analysis:

Analysis shows that 30% of offenses are drug and alcohol related, 29% are traffic offenses, 8% are crimes against persons, 9% property related, 0% weapon related, 17% public health and admin., and 8% fall into the other category.

Supervision Analysis:

~30% of active participants are being supervised at Level 3 (High) Supervision, with weekly reporting.

- 22% of active clients have needs where supervised release was in the best interest of the county and the clients. The agency took 2 medically necessitated release clients in the past month.
- 3 clients are being supervised with electronic monitoring facilitated by Cass/Pulaski Community Corrections.

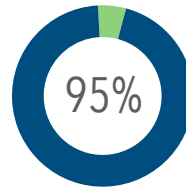


CASS COUNTY LOCAL JRAC:

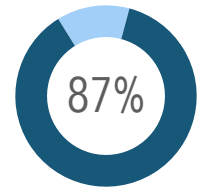
The Cass County Local JRAC continues to meet on a monthly basis and has been appointed by the Cass County Commissioners to review proposals for use of Opioid Settlement Funding. The next meeting is scheduled for October 11, 2023. This month's agenda includes approving Opioid Settlement Proposals, Justice Counts, CY24 SIM Grant and Recidivism Definitions.

PERFORMANCE METRICS:

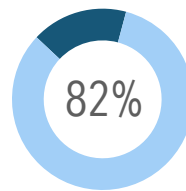
All our performance metrics have remained stable and fall above or within State Standards. Below are our current metrics.



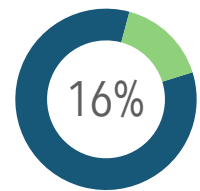
Appearance Rate:
percentage of defendants who attended all court hearings during their pretrial period



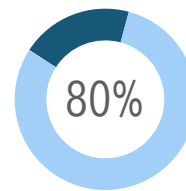
Safety Rate:
the percentage of defendants who were not charged with a new offense during their pretrial period



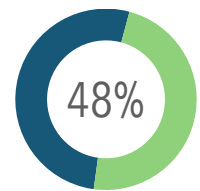
Success Rate:
the percentage of defendants who have not had an FTA, violation or committed a new offense while under supervision



Violation Rate:
the percentage of defendants who received a technical violation



Completion Rate:
the percentage of defendants who remained under supervision until disposition of their case



Voluntary Program Participation Rate: the percentage of defendants participating in voluntary programming and services

NOTABLE UPDATES AND ACCOMPLISHMENTS:

- In August, the agency received two additional interns and now has counseling available to pretrial clients three days a week.
- The agency also expanded services and interventions to include skill-building assignments from Carey Guides and Change Company Journals.
- The Director presented at the 2024 APPA 44th Annual Training Institute and NIC Executive Meetings.

Prepared September 11, 2023, Hillary Hartoin, Director