

# NOVEMBER 2022 REVIEW

## CASS COUNTY COURT & PRETRIAL SERVICES

*“Serving the community by using evidence-based practices and needs-based supervision that prioritizes public safety, maximizes court appearance and reduces recidivism, while protecting the presumption of innocence.”*

### THIRD QUARTER OVERVIEW:

The third quarter showed continued growth for the agency, with the agency enrolling its 425th client since launching in 2018, and surpassing the total population served in 2021. To date, we have served over 200 clients in CY22 and have a 20% increase in new clients, while maintaining metrics within standards, ensuring public safety.

### CURRENT OVERVIEW:

Pretrial Services currently has 80 active clients, 87 cases, and we served a total of 86 clients in October for a total number of 2,288 days. Our current caseload is 53% felony charged, while 8 clients are being supervised with the special condition of electronic monitoring and 2 clients are in residential treatment facilities.

22 arrestee evaluations and recommendations, with IRAS-PATs, were completed in the past month and we had 13 new intakes. CCCPS had 4 clients successfully complete the program.

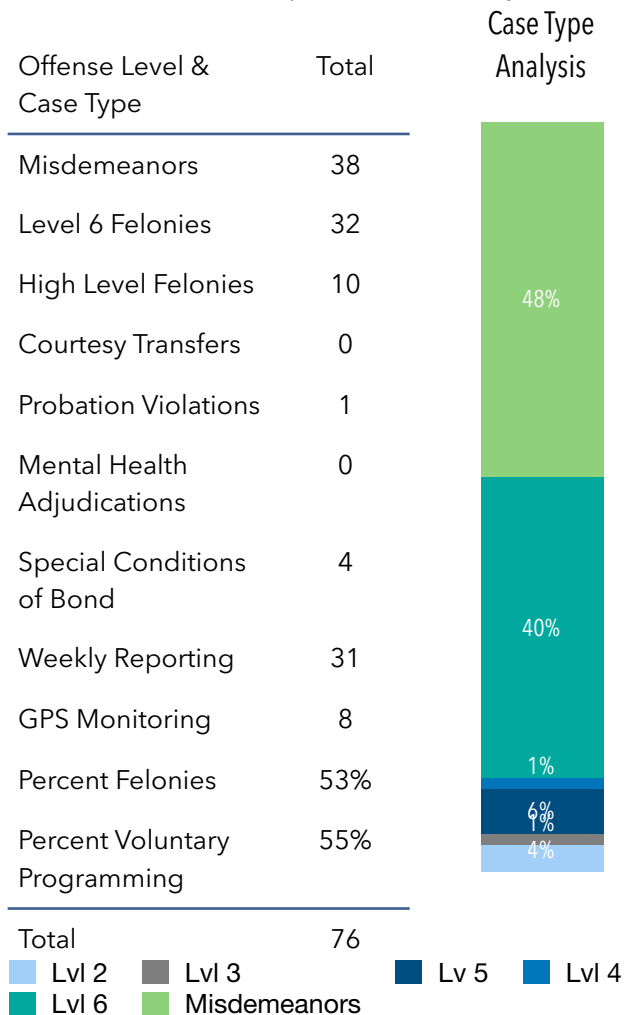
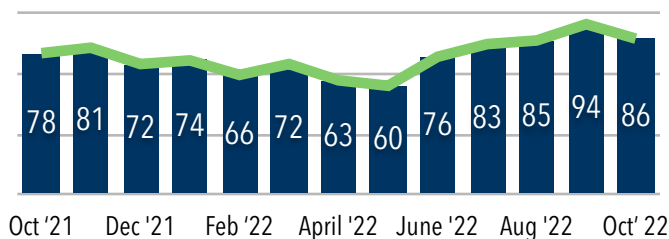
### JAIL ANALYSIS & COST SAVINGS:

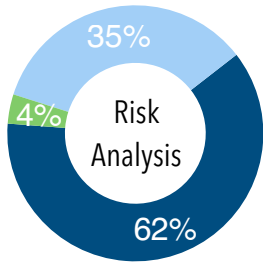
The November Jail Analysis showed that 17% of inmates are classified as Pre-Adjudication, with 38% having an out-of-county warrant that excludes them from the pretrial release program.

With the new Jail Expansion, any population over 307 inmates is considered overcapacity per IDOC standards. Currently, with expansion, the jail is at 76% capacity. It is estimated that without Pretrial Services the jail would be 2% overcapacity. The low risk population decreased to 10% and remains below 14% for the third consecutive month, illustrating reservation of jail resources for high

risk inmates and maximized risk-based release decisions. Using the \$40 daily per diem, CCCPS is currently diverting an estimated \$3,200 per day in incarceration expenses and reports an estimated cost savings of \$91,520.

Monthly Clients Served 13 Month Trend Analysis





- High
- Low
- Moderate

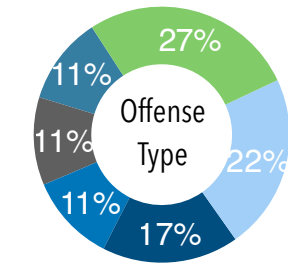
**RISK & OFFENSE TYPE ANALYSIS :**

Risk Analysis:

Trends show that 4% of active clients have been identified through the IRAS-PAT as High Risk, 62% as Moderate Risk, and 35% as Low Risk.

Offense Type Analysis:

Analysis shows that 27% of offenses are drug and alcohol related, 22% are traffic offenses, 17% are crimes against persons, 11% property related, 0% weapon related, 11% public health and admin., and 11% fall into the other category.

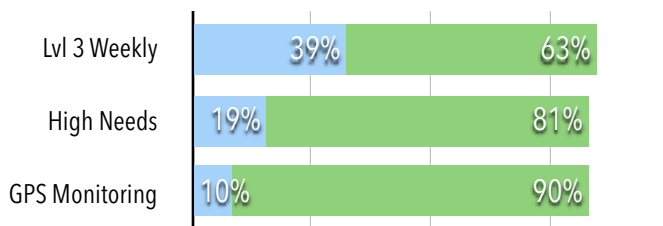


- Alcohol & Drug
- Traffic
- Person
- Property
- Weapons
- Public Health & Admin.
- Other

Supervision Analysis:

~39% of active participants are being supervised at Level 3 (High) Supervision, with weekly reporting.

- 19% of active clients have needs where supervised release was in the best interest of the county and the clients, including several clients with chronic illnesses/intellectual disabilities and one terminal illness.
- 8 clients are being supervised with electronic monitoring facilitated by Cass/Pulaski Community Corrections.

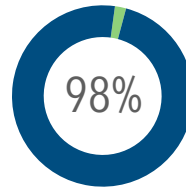


**CASS COUNTY LOCAL JRAC:**

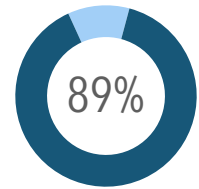
The Cass County Local JRAC continues to meet on a regular basis, next meeting is November 15, 2022, and is currently focusing on making recommendations for Cass County's Opioid Settlement Funding expected this Fall and implementing new initiatives targeted towards mental health in response to IOCS Mental Health Summit on October 21st.

**PERFORMANCE METRICS:**

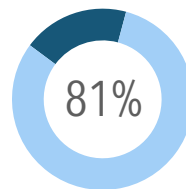
All our performance metrics have remained stable and fall above or within State Standards. Below are our current CY2022 Metrics.



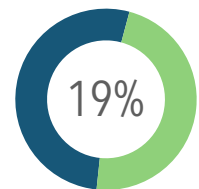
**Appearance Rate:**  
percentage of defendants who attended all court hearings during their pretrial period



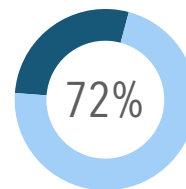
**Safety Rate:**  
the percentage of defendants who were not charged with a new offense during their pretrial period



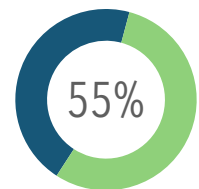
**Success Rate:**  
the percentage of defendants who have not received a violation, FTA, or new offense while under supervision



**Violation Rate:**  
the percentage of defendants who received a violation; pending violations are included in calculations



**Completion Rate:**  
the percentage of defendants who remained under supervision until disposition of their case



**Voluntary Program Participation Rate:** the percentage of defendants participating in voluntary programming and services

**NOTABLE UPDATES AND ACCOMPLISHMENTS:**

- The Pretrial Director presented at the IOCS 2022 Pretrial Staff Orientation and will be presenting at the 2022 IACCAC Fall Training Institute on Data Dashboard and Performance Metric Development.
- Cass County received \$45,000 from CY2023 IOCS JPAR/SIM Grant and was granted permission to carry over \$10,000 in funding. Said funding is targeted towards those impacted by opioids and suffering from mental health substance abuse disorders.

*Prepared November 5, 2022, Hillary Hartoin, Director*