

# JUNE 2023 REVIEW

## CASS COUNTY COURT & PRETRIAL SERVICES

*“Serving the community by using evidence-based practices and needs-based supervision that prioritizes public safety, maximizes court appearance and reduces recidivism, while protecting the presumption of innocence.”*

**CURRENT OVERVIEW:**

Pretrial Services currently has 86 active clients and served a total of 100 clients in May for a total of 2,876 days or 7.9 years in jail bed stays. This is a 67% increase from May 2022. Our current caseload is 45% felony charged, while 6 clients are being supervised with the special condition of electronic monitoring. The Department has served 175 unique clients this year, 77% of the total population served in 2022 and a 34% increase from the June 2022.

33 arrestee evaluations and recommendations, with IRAS-PATs, were completed in the last month. We had 13 new intakes in May. 12 clients successfully completed the program, in addition to 4 ACCI CBT eCourse completions and over 12 clients in voluntary individual counseling with our 4C Health Therapeutic Interns.

**JAIL ANALYSIS:**

The April Jail Analysis showed that 19% of inmates are classified as Pre-Adjudication, with 49% having an out-of-county warrant that excludes them from the pretrial release program. Currently, with expansion, the jail is at 65% capacity. It is estimated that without Pretrial Services the jail would be at 93% capacity. The low risk population is currently 10%, while the high risk population continues to rise, illustrating the reservation of jail resources for high risk inmates and maximized risk-based release decisions.

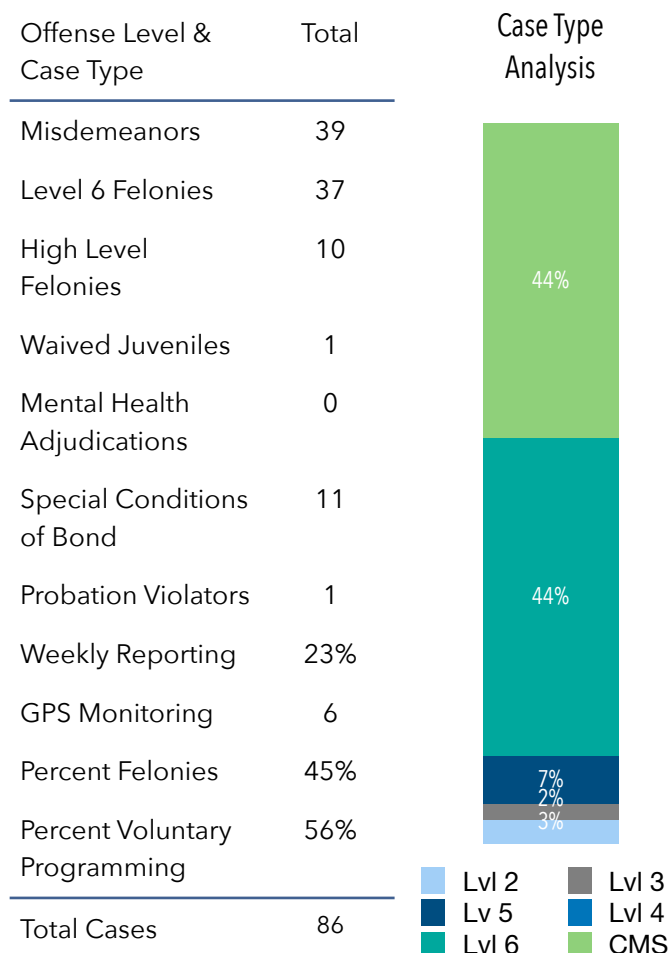
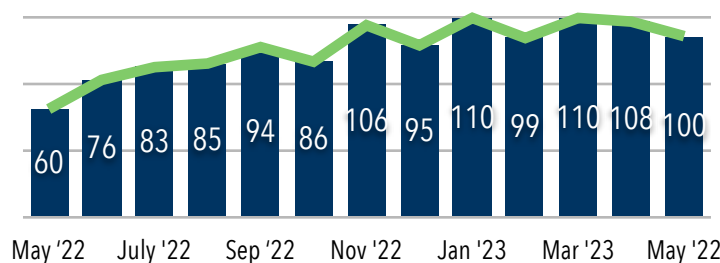
**COST SAVINGS:**

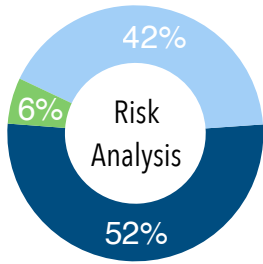
Using the \$40 daily per diem/\$200 juvenile detention per diem, CCCPS is currently diverting an estimated \$3,600

per day in incarceration expenses and reports an estimated cost savings of \$105,240 in May.

**POPULATION ANALYSIS:**

Monthly Clients Served 13 Month Trend Analysis





- High
- Low
- Moderate

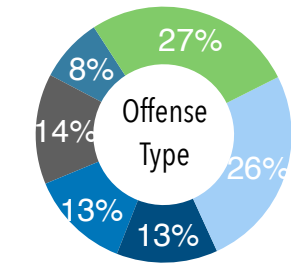
**RISK & OFFENSE TYPE ANALYSIS :**

Risk Analysis:

Trends show that 6% of active clients have been identified through the IRAS-PAT as High Risk, 52% as Moderate Risk, and 42% as Low Risk.

Offense Type Analysis:

Analysis shows that 27% of offenses are drug and alcohol related, 26% are traffic offenses, 11% are crimes against persons, 11% property related, 0% weapon related, 14% public health and admin., and 8% fall into the other category.

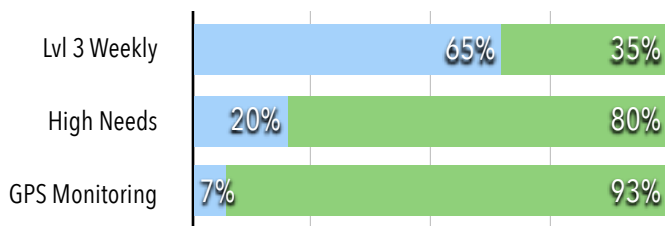


- Alcohol & Drug
- Traffic
- Person
- Property
- Weapons
- Public Health & Admin.
- Other

Supervision Analysis:

~35% of active participants are being supervised at Level 3 (High) Supervision, with weekly reporting.

- 20% of active clients have needs where supervised release was in the best interest of the county and the clients, including several clients with chronic illnesses/ intellectual disabilities and one terminal illness.
- 6 clients are being supervised with electronic monitoring facilitated by Cass/Pulaski Community Corrections.

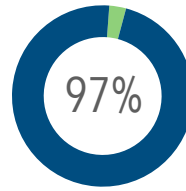


**CASS COUNTY LOCAL JRAC:**

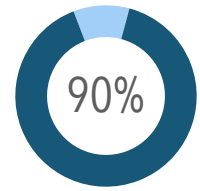
The Cass County Local JRAC continues to meet on a monthly basis and has been appointed by the Cass County Commissioners to review proposals for use of Opioid Settlement Funding. The next meeting is scheduled for June 14 2023 with the Council meeting monthly this summer. This month's agenda includes approving Opioid Settlement Proposals, SEA 9 Reporting Changes, Justice Counts and CY23 Budgets.

**PERFORMANCE METRICS:**

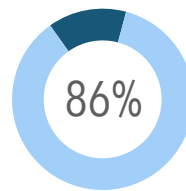
All our performance metrics have remained stable and fall above or within State Standards. Below are our current metrics.



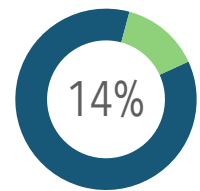
Appearance Rate: percentage of defendants who attended all court hearings during their pretrial period



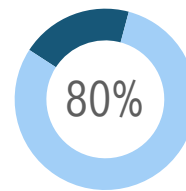
Safety Rate: the percentage of defendants who were not charged with a new offense during their pretrial period



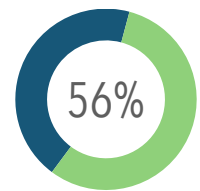
Success Rate: the percentage of defendants who have not had an FTA, violation or committed a new offense while under supervision



Violation Rate: the percentage of defendants who received a technical violation



Completion Rate: the percentage of defendants who remained under supervision until disposition of their case



Voluntary Program Participation Rate: the percentage of defendants participating in voluntary programming and services

**NOTABLE UPDATES AND ACCOMPLISHMENTS:**

- CCCPS submitted the CY24 IOCS Justice Addictions Partners SIM Grant with the primary request being for mental health evaluations and to take over funding Community Corrections' Therapeutics Services.
- The Department is currently accepting applications and is in the interview process for the newly added case manager position.
- Work continues on the Justice Counts Project.

Prepared June 11, 2023, Hillary Hartoin, Director