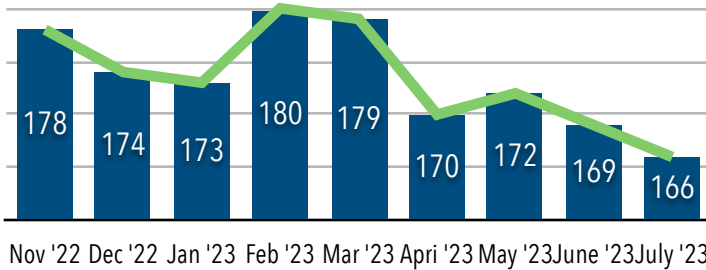


# AUGUST 2023 REVIEW

## CASS/PULASKI COMMUNITY CORRECTIONS

*“Committed to improving the quality of life of the program participants and the community by applying effective evidence based programs that produce positive choices, constructive behavior and accountability from the program participants, thereby reducing their criminal actions.”*

Monthly Clients Served 9 Month Trend



supervision. The average daily Work Release Population was 42, while the average for Home Detention was 94.

The department received 19 new clients in July:

- 6 Level 6 Felonies
- 11 High Level Felonies (Lvl 5 & Above)
- 2 Criminal Misdemeanors

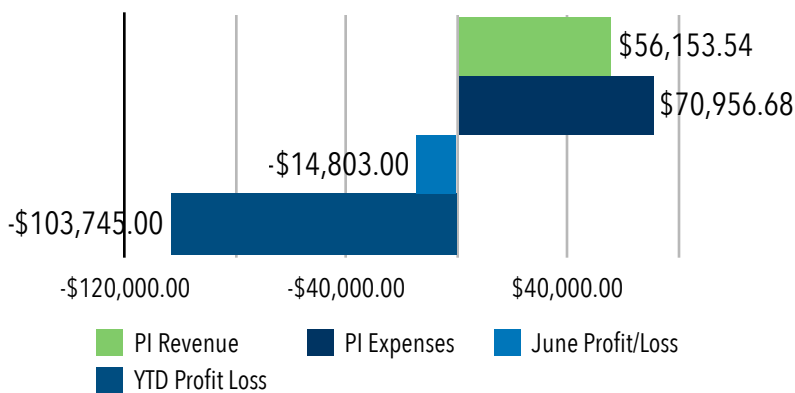
15 clients successfully completed the program, while 5 clients were returned to either the Cass or Pulaski County Jail on a pending violation, with 13 held in the CCJ on pending violations.

**JULY STATISTICAL SNAPSHOT :**

**WORK RELEASE UPDATES:**

There currently are 41 work release residents: 37 males and 4 females. Office renovations are underway and are expected to be completed in August.

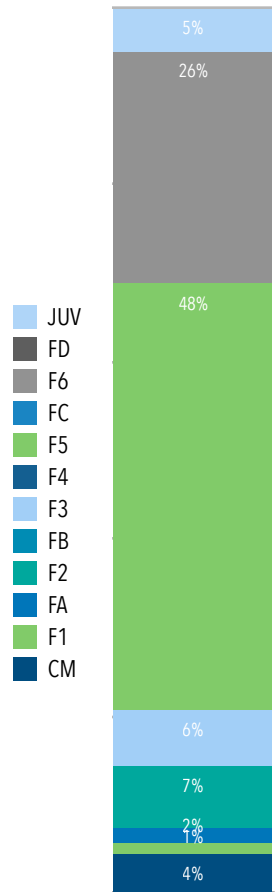
**MONTHLY FINANCIAL OVERVIEW:**



**JULY OVERVIEW:**

Community Corrections served a total of 166 clients in July: 48 via the Work Release Program and 110 via the Home Detention/Electronic Monitoring program for a total of 4,566 days supervised. It is noted that 8 clients have been transferred to other jurisdictions for

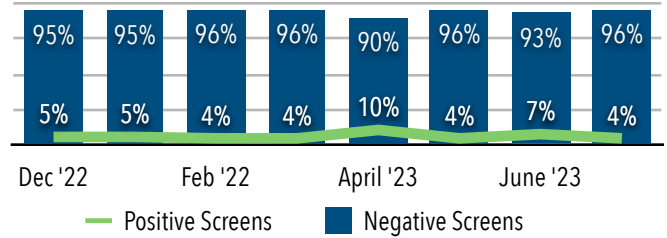
Offense Type	Total
Misdemeanors	7
F1	2
F2	11
F3	10
F4	10
F5	77
F6	42
FA	3
FB	0
FC	0
FD	0
Juvenile	4
<b>Total</b>	<b>166</b>



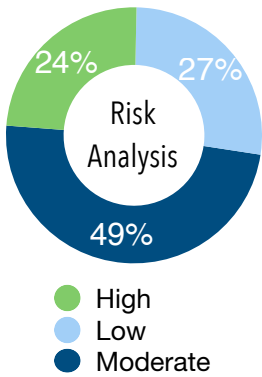
**POPULATION ANALYSIS:**

- 48 Work Release Clients
- 110 Home Detention Clients
- Approximately 15 Clients participated in Work Crew; working on projects including watering and trash removal
- 5 CTP Clients
- 29 Courtesy Transfers
- 116 clients were serving a term originating from Cass County, while 36 were serving a sentence from Pulaski County
- 4 clients participated in Juvenile GPS Monitoring

**Percent Positive Screens 8 Month Trend**

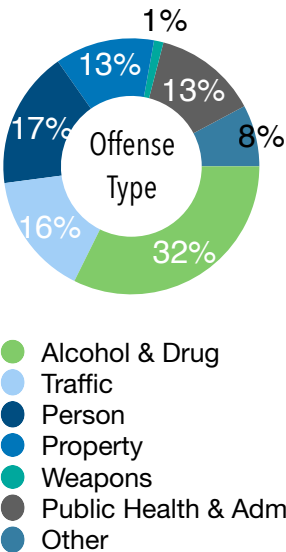


**RISK & OFFENSE TYPE ANALYSIS:**



**Risk Analysis:** Analysis shows that 24% of clients served in July were identified through the IRAS Community Supervision Tool or IYAS as High Risk to Very High Risk, 49% as Moderate Risk, and 27% as Low Risk, with an average risk reduction of -22.8%.

**Offense Type Analysis:**

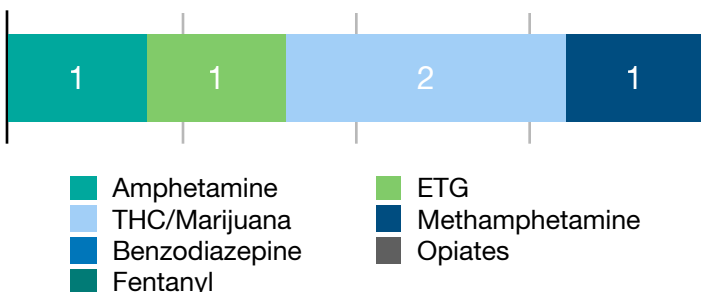


Analysis shows that 32% of offenses are drug and alcohol related, 16% are traffic offenses, 17% are crimes against persons, 13% property related, 1% weapon related, 13% public health and admin., and 8% fall into the other category.

**DRUG SCREEN ANALYSIS:**

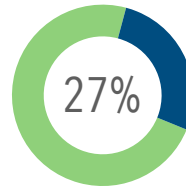
Out of 136 drugs screens administered this month, 3%, were positive. The majority of positive screens were for amp/meth & THC.

**Positive Screens by Drug**

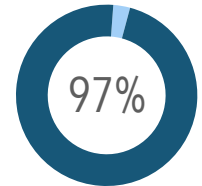


**PERFORMANCE METRICS:**

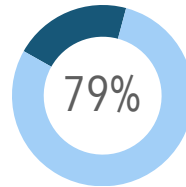
At the direction of our local JRAC, the agency is now tracking the following performance metrics.



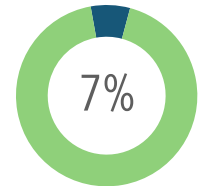
**Violation Rate:** the percentage of clients who received a violation; pending violations are NOT included; this is a measure of closed cases.



**Safety Rate:** the percentage of clients who do not commit a new offense while under supervision; this is a measure of closed cases.



**Completion Rate:** the percentage of clients who remain under supervision until the end of their sentence.



**Drug Screen Positivity Rate:** the percentage of drug screens administered that return a positive result

**NOTABLE UPDATES:**

- The CY2024 IDOC Award Announcements have been made. All current funding amounts remained the same as CY2023, with no increase awarded.
- CPCC continues to partner with Court Services on the JPAR SIM Grant to seek funding for therapeutic services.
- The Department's Work Release Audit has been postponed until after renovations are complete, while we are still waiting for the results of the Programming Audit Completed in May.

Prepared August 8, 2023 by Dave Wegner, Director