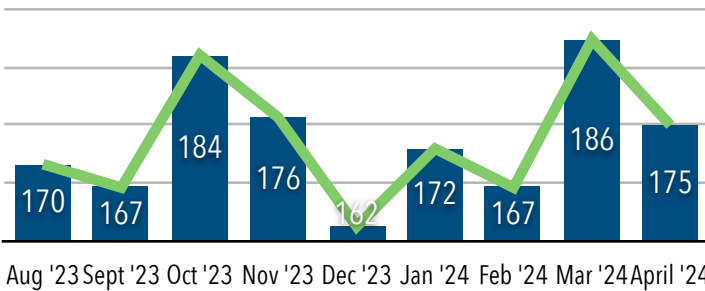


MAY 2024 REVIEW

CASS/PULASKI COMMUNITY CORRECTIONS

“Committed to improving the quality of life of the program participants and the community by applying effective evidence based programs that produce positive choices, constructive behavior and accountability from the program participants, thereby reducing their criminal actions.”

Monthly Clients Served 9 Month Trend



Monitoring Program for a total of 4,686 days supervised. It is noted that 20 clients have been transferred to other jurisdictions for supervision. The average daily Work Release Population was 49, while the average for Home Detention was 104.


The department received 19 new clients in April:

- 8 Level 6 Felonies
- 9 High Level Felonies (Lvl 5 & Above)
- 1 Criminal Misdemeanor
- 1 Juvenile GPS Supervision

18 clients successfully completed the program, while 8 clients were returned to either the Cass or Pulaski County Jail on a pending violation, with 13 held in the CCJ on pending violations.

APRIL STATISTICAL SNAPSHOT :

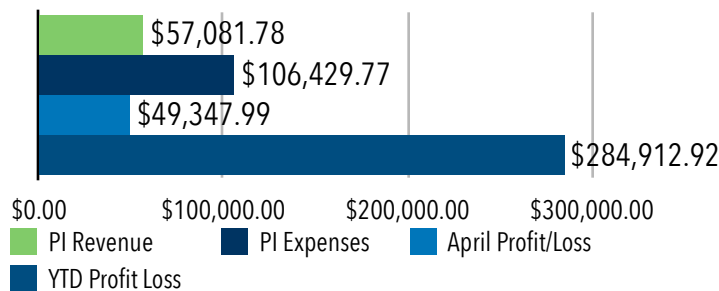
Offense Type	Total
Misdemeanors	5
MR	1
F1	1
F2	12
F3	15
F4	17
F5	74
F6	47
FA	3
FB	2
FC	0
FD	0
Juvenile	6
Total	183 cases



WORK RELEASE UPDATES:

There presently are 30 work release residents, a 21% decrease: 22 males and 8 females. In addition to our new collaboration with PAK, we expanded our peer run programming options to include Change Company Journals focusing on Trauma in Life, Women's Recovery, MAT and Getting Back on Track.

MONTHLY FINANCIAL OVERVIEW:

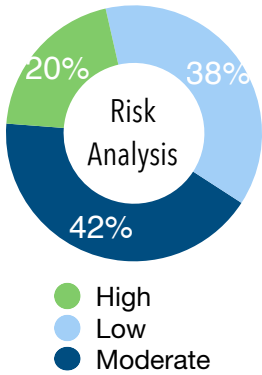


APRIL OVERVIEW:

Community Corrections served a total of 175 clients in March, an 6% decrease: 49 via the Work Release Program and 126 via the Home Detention/Electronic

POPULATION ANALYSIS:

- 49 Work Release Clients
- 126 Home Detention Clients
- Approximately 15 Clients participated in Work Crew; working on projects including trash removal, facility updates & putting out flower baskets
- 10 CTP Clients
- 16 Courtesy Transfers
- 144 clients were serving a term originating from Cass County, while 29 were serving a sentence from Pulaski County
- 6 clients participated in Juvenile GPS Monitoring

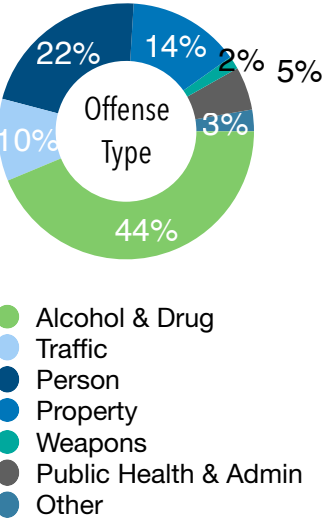


RISK & OFFENSE TYPE ANALYSIS:

Risk Analysis: Analysis shows that 20% of clients served in April were identified through the IRAS Community Supervision Tool or IYAS as High Risk to Very High Risk, 42% as Moderate Risk, and 38% as Low Risk, with an average risk reduction of -16.7%.

Offense Type Analysis:

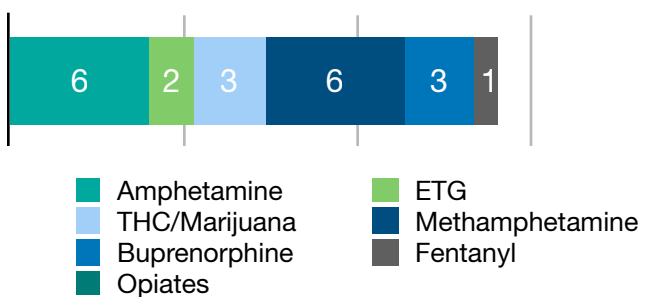
Analysis shows that 44% of offenses are drug and alcohol related, 10% are traffic offenses, 22% are crimes against persons, 14% property related, 2% weapon related, 5% public health and admin., and 3% fall into the other category.



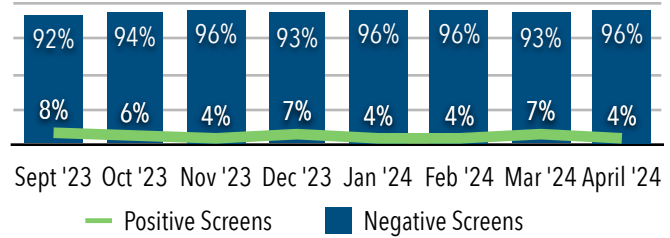
DRUG SCREEN ANALYSIS:

Out of 194 drugs screens administered this month, 5%, were positive. The majority of positive screens were for ETG, Meth/Amp and THC.

Positive Screens by Drug

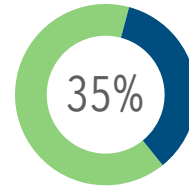


Percent Positive Screens 8 Month Trend

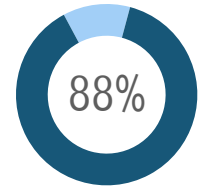


PERFORMANCE METRICS:

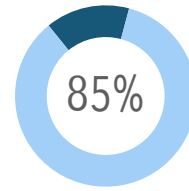
At the direction of our local JRAC, the agency is now tracking the following performance metrics.



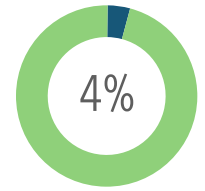
Violation Rate: the percentage of clients who received a violation; pending violations are NOT included; this is a measure of closed cases.



Safety Rate: the percentage of clients who do not commit a new offense while under supervision; this is a measure of closed cases.



Completion Rate: the percentage of clients who remain under supervision until the end of their sentence.



Drug Screen Positivity Rate: the percentage of drug screens administered that return a positive result

NOTABLE UPDATES:

- Our annual beatification project has begun. Flower baskets and barrels are now out in the community. Work is underway to add a garden to the green houses in the coming months.



May 15, 2024 by Hillary Hartoin, Court Services Director