

JULY 2023 REVIEW

CASS COUNTY COURT & PRETRIAL SERVICES

“Serving the community by using evidence-based practices and needs-based supervision that prioritizes public safety, maximizes court appearance and reduces recidivism, while protecting the presumption of innocence.”

2023 2nd QTR OVERVIEW:

CCCPS saw another busy quarter, serving 85% of the 2022 total population served; 194 clients. The agency also has seen a 22% increase in assessments, completing over 172 assessments at the end of the second quarter, approximately 3 times the amount of Community Corrections. This coupled with a 38% increase in new supervised intakes, illustrates a sustained surge in growth that is projected to continue with a mid-year cost savings estimate of \$634,400.

CURRENT OVERVIEW:

Pretrial Services currently has 101 active clients and served a total of 109 clients in June for a total of 2,679 days or 7.3 years in jail bed stays, 60% of the total community corrections population. This is a 51% increase from June 2022. Our current caseload is 40% felony charged, while 5 clients are being supervised with the special condition of electronic monitoring. The Department has served 194 unique clients this year and has had 105 new supervised intakes.

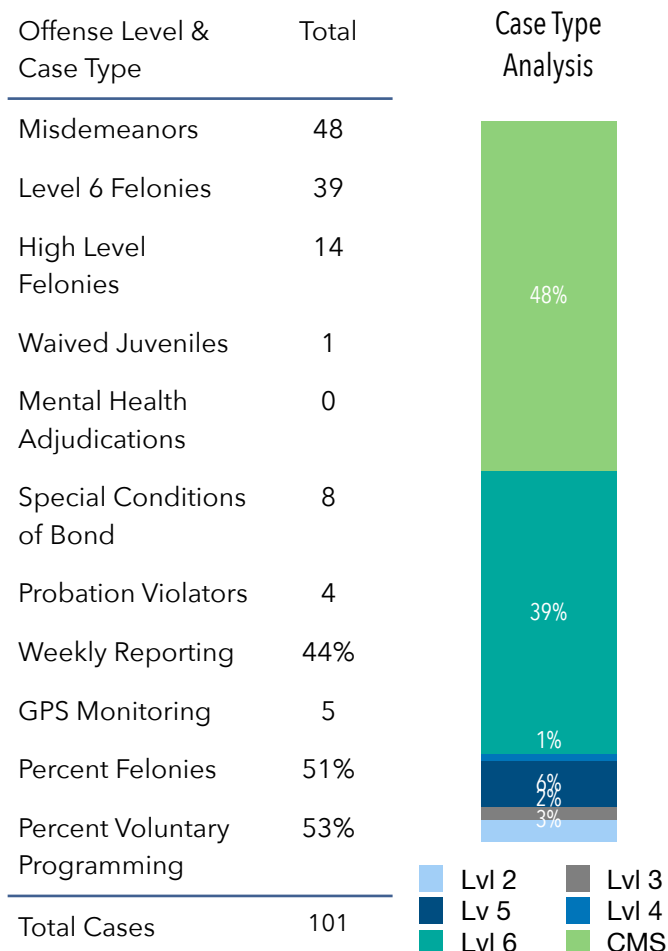
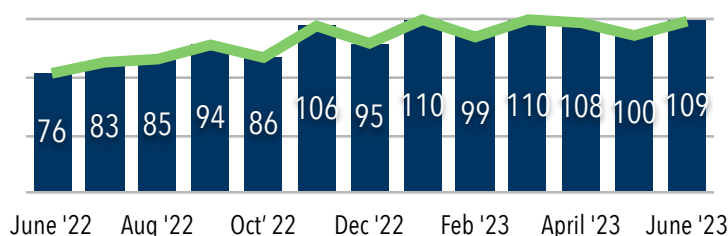
31 arrestee evaluations and recommendations, with IRAS-PATs, were completed in the last month. We had 24 new intakes in June. 9 clients successfully completed the program.

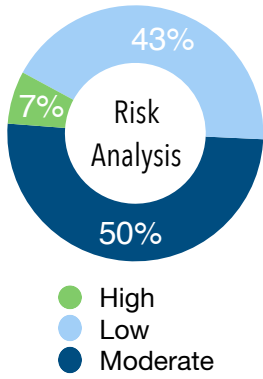
JAIL ANALYSIS:

The July Jail Analysis showed that 19% of inmates are classified as Pre-Adjudication, with 49% having an out-of-county warrant that excludes them from the pretrial release program. Currently, with expansion, the jail is at 68% capacity. It is estimated that without Pretrial Services the jail would be 1% overcapacity. The low risk

population is currently 12%, while the high risk population continues to rise, illustrating the reservation of jail resources for high risk inmates and maximized risk-based release decisions.

Monthly Clients Served 13 Month Trend Analysis





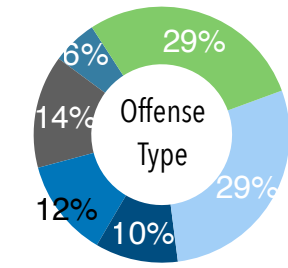
RISK & OFFENSE TYPE ANALYSIS :

Risk Analysis:

Trends show that 7% of active clients have been identified through the IRAS-PAT as High Risk, 50% as Moderate Risk, and 43% as Low Risk.

Offense Type Analysis:

Analysis shows that 29% of offenses are drug and alcohol related, 29% are traffic offenses, 10% are crimes against persons, 12% property related, 0% weapon related, 14% public health and admin., and 6% fall into the other category.

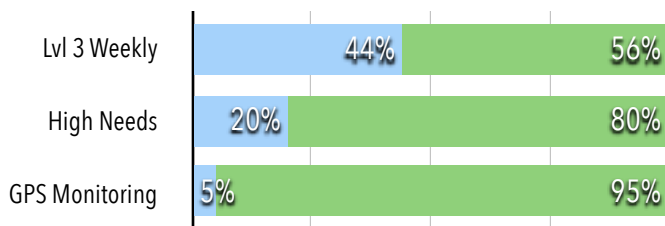


- Alcohol & Drug
- Traffic
- Person
- Property
- Weapons
- Public Health & Admin.
- Other

Supervision Analysis:

-44% of active participants are being supervised at Level 3 (High) Supervision, with weekly reporting.

- 20% of active clients have needs where supervised release was in the best interest of the county and the clients, including several clients with chronic illnesses/ intellectual disabilities and one terminal illness.
- 5 clients are being supervised with electronic monitoring facilitated by Cass/Pulaski Community Corrections.

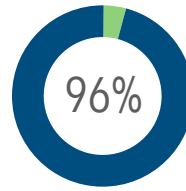


CASS COUNTY LOCAL JRAC:

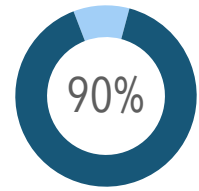
The Cass County Local JRAC continues to meet on a monthly basis and has approved the first round of Opioid Settlement Proposals. The next meeting is scheduled for July 26, 2023 with the Council meeting monthly this summer. This month's agenda includes approving Opioid Settlement Updates, Q2 SEA 9 Reports, Hair Follicle Testing, Recidivism Definitions and CY23 Budgets.

PERFORMANCE METRICS:

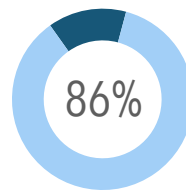
All our performance metrics have remained stable and fall above or within State Standards. Below are our current metrics.



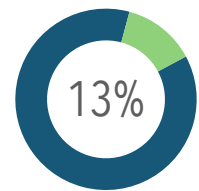
Appearance Rate:
percentage of defendants who attended all court hearings during their pretrial period



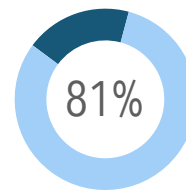
Safety Rate:
the percentage of defendants who were not charged with a new offense during their pretrial period



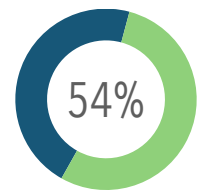
Success Rate:
the percentage of defendants who have not had an FTA, violation or committed a new offense while under supervision



Violation Rate:
the percentage of defendants who received a technical violation



Completion Rate:
the percentage of defendants who remained under supervision until disposition of their case



Voluntary Program Participation Rate:
the percentage of defendants participating in voluntary programming and services

NOTABLE UPDATES AND ACCOMPLISHMENTS:

- The success rate of the counter population averages 34% lower than those under the supervision of the Pretrial Release Program.
- The Department has 24 clients voluntarily participating in ACCI CBT eCourses and 14 participating in Individual Counseling.
- We currently have \$1,051,333 in Grant Applications pending.

Prepared July 10, 2023, Hillary Hartoin, Director