

APRIL 2022 REVIEW

CASS COUNTY COURT & PRETRIAL SERVICES

“Serving the community by using evidence-based practices and needs-based supervision that prioritizes public safety, maximizes court appearance and reduces recidivism, while protecting the presumption of innocence.”

FIRST QUARTER OVERVIEW:

Since the program launched in October of 2018, over 900 arrestees have been evaluated and 336 participants have been enrolled in the program. The agency already sees a 7% increase in clients served at the end of the first quarter, 97 clients, illustrating not only continued program growth and utilization, but also the community need for the services the program provides. Early cost savings analysis show a diversion of approximately \$250,000 in incarceration expenses.

CURRENT OVERVIEW:

Currently, Pretrial Services has 51 active clients, 57 cases, and we served a total of 72 clients in March for a total number of 1,734 days.

Our current caseload is 49% felony charged, while 14% of clients are being supervised with the special condition of electronic monitoring. 19 arrestee evaluations and recommendations, with IRAS-PATs, were completed in the past month and we had 7 new intakes. CCCPS had 15 clients successfully complete the program, a 275% increase.

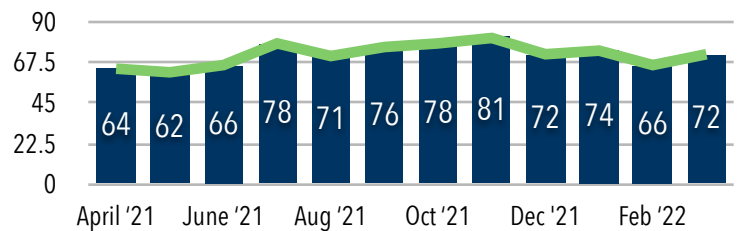
Using the \$40 daily per diem used to house an inmate outside the jail, Pretrial Services is currently diverting \$2,040 daily in county incarceration expenses. As noted previously, we served 72 clients (105 cases) for a total of 1,734 days in February, for an estimated monthly cost savings of \$69,360.

As of April 13th, the Cass County Jail was 31% over capacity and housing 15 inmates in outside county facilities at a cost of \$600 a day or \$18,600 per month.

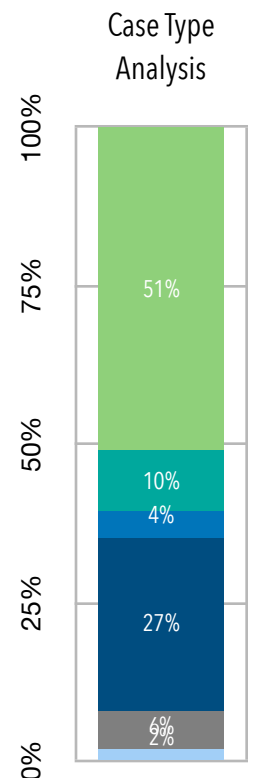
It is estimated that without Pretrial Services the jail would be 61% over capacity.

POPULATION ANALYSIS:

Monthly Clients Served 12 Month Trend Analysis



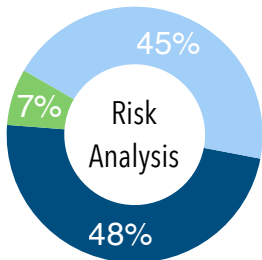
Offense Level & Case Type	Total
Misdemeanors	26
Level 6 Felonies	14
High Level Felonies	11
Courtesy Transfers	5
Probation Violations	2
Mental Health Adjudications	0
Special Conditions of Bond	5
Weekly Reporting	19
GPS Monitoring	7
Percent Felonies	49%
Total	51



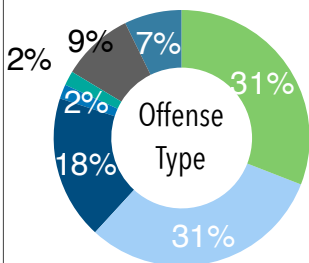
■ Lvl 2 ■ Lvl 3 ■ Lv 6
■ Lvl 4 ■ Lvl 5 ■ Misdemeanors

JAIL ANALYSIS:

The April Jail Analysis showed that 13% of inmates are classified as Pre-Adjudication/Pretrial. 53% of the population classified as pre-adjudication have an out-of-county warrant that excludes them from the pretrial release program. We continue to see an increase in arrestees that identify as High Risk on the IRAS-PAT, that have multiple cases resulting in bond revocations or out-of-county warrants, with 31% of inmates with pending causes having multiple cases.



- High
- Low
- Moderate



- Alcohol & Drug
- Traffic
- Person
- Property
- Weapons
- Public Health
- Other

RISK & OFFENSE TYPE ANALYSIS :

Risk Analysis: Trends show that 7% of active clients have been identified through the IRAS-PAT as High Risk, 48% as Moderate Risk, and 45% as Low Risk.

Offense Type Analysis:

Analysis shows that 31% of offenses are drug and alcohol related, 31% are traffic offenses, 18% are crimes against persons, 2% property related, 2% weapon related, 9% public health and admin., and 7% fall into the other category

Supervision Analysis:

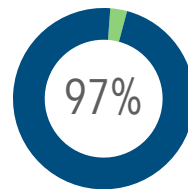
- 37% of active participants are being supervised at Level 3 (High) Supervision, with weekly reporting.
- 22% of active clients have

needs where supervised release was in the best interest of the county and the clients, including two pregnancies, several clients with chronic illnesses/intellectual disabilities and one terminal illness.

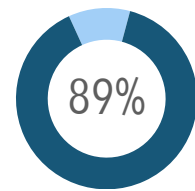
- 7 clients are being supervised with electronic monitoring facilitated by Cass/Pulaski Community Corrections.
- Approximately 39% are participating in voluntary programming and services an approximate 13% increase, with 10 clients participating in individual counseling with Four County Purdue Practicum Interns.

PERFORMANCE METRICS:

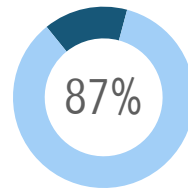
All our performance metrics have remained stable and fall above or within State Standards.



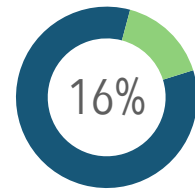
Appearance Rate:
percentage of defendants who attended all court hearings during their pretrial period



Safety Rate:
the percentage of defendants who were not charged with a new offense during their pretrial period



Success Rate:
the percentage of defendants who have not received a violation, FTA, or new offense while under supervision



Violation Rate:
the percentage of defendants who received a violation; pending violations are included in calculations

COURT SERVICES & JRAC:

The Cass County JRAC Council completed and submitted their first IOCS Annual Report and will continue meeting every 8 weeks to work on system goals and metrics. The Council also plans on holding summer workshop sessions.

NOTABLE UPDATES:

- We have a 39% Program Participation Rate: the percent of clients participating in voluntary programming and services, such as individual counseling, anger management classes, MAT and substance abuse programming. We also are excited to announce we are working closely with Four County to bring on two additional therapy interns to continue this service.
- Our CY2023 IDOC Grant Application has been written and we are compiling the supporting documents to prepare for submission by May 4th. Awards Announcements will be made July 22nd.

