

# DECEMBER 2023 REVIEW

## CASS COUNTY COURT & PRETRIAL SERVICES

*“Serving the community by using evidence-based practices and needs-based supervision that prioritizes public safety, maximizes court appearance and reduces recidivism, while protecting the presumption of innocence.”*

**CURRENT OVERVIEW:**

Pretrial Services currently has 109 active clients and served a total of 119 clients in November for a total of 3,391 days or 9.3 years in jail bed stays. November's average daily population was 113 clients. This is a 12% increase from November 2022. Our current caseload is 60% felony charged. 24 arrestee evaluations and recommendations, with IRAS-PATs, were completed in the last month.

We had 18 new intakes in November and have an 89% Release Rate. The agency still shows growth with a current 21% population increase over the CY22 population served. 12 clients successfully completed the program, in addition to 23 clients who are participating in voluntary individual counseling with our two 4C Health Therapeutic Interns and 8 clients are currently in inpatient treatment, 7% of our active population.

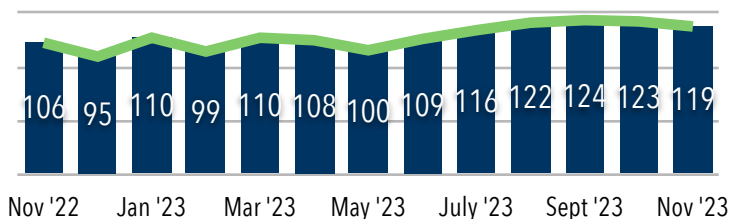
**JAIL ANALYSIS:**

The November Jail Analysis showed that 12% of inmates are classified as Pre-Adjudication, a 2% decrease, with 48% having an out-of-county warrant that excludes them from the pretrial release program. The Cass County Jail population is 195 inmates; 134 Cass County; 18 Wabash; 13 Carroll County; 30 IDOC. Currently, with expansion, the jail is at 64% capacity. It is estimated that without Pretrial Services the jail would be at 99% capacity. The low risk population is currently 11%, while the high risk population continues to rise, with 57% of the jail population identified as high risk, illustrating the reservation of jail resources for high risk inmates and maximized risk-based release decisions.

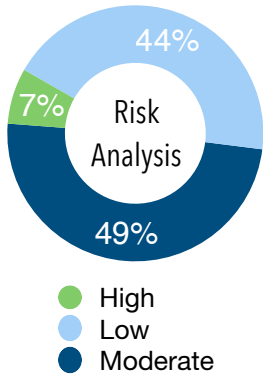
**COST SAVINGS:**

Using the \$40 daily per diem, CCCPS is currently diverting an estimated \$4,440 per day in incarceration expenses and reports an estimated cost savings of \$135,640 in November. Due to this reservation of jail resources, the CCJ is now able to house inmates from other jails to generate revenue. In November the jail housed 23 inmates from Wabash County for a total of \$25,680 and we just began housing inmates for Carroll County. Approximately 31% of the jail population is eligible for billable revenue.

Monthly Clients Served 13 Month Trend Analysis



Offense Level & Case Type	Total	Case Type Analysis
Misdemeanors	51	
Level 6 Felonies	65	
High Level Felonies	12	
Special Conditions of Bond	14	
Probation Violators	9	
Weekly Reporting	46%	
GPS Monitoring	1	
Percent Felonies	60%	
Total Cases	128	



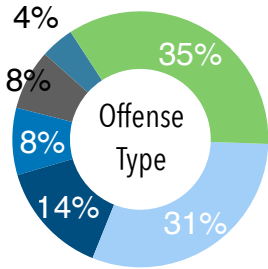
**RISK & OFFENSE TYPE ANALYSIS :**

Risk Analysis:

Trends show that 7% of active clients have been identified through the IRAS-PAT as High Risk, 49% as Moderate Risk, and 44% as Low Risk.

Offense Type Analysis:

Analysis shows that 35% of offenses are drug and alcohol related, 31% are traffic offenses, 14% are crimes against persons, 8% property related, 0% weapon related, 8% public health and admin., and 4% fall into the other category.

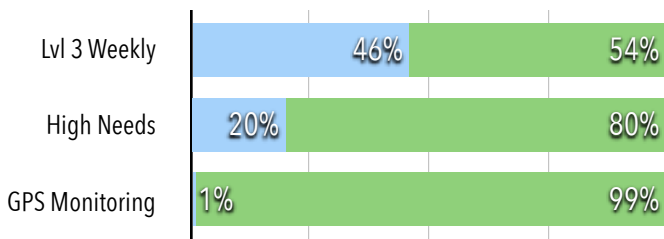


- Alcohol & Drug
- Traffic
- Person
- Property
- Weapons
- Public Health & Admin
- Other

- 20% of active clients have needs where supervised release was in the best interest of the county and the clients.
- 1 client is being supervised with electronic monitoring facilitated by Cass/Pulaski Community Corrections.

Supervision Analysis:

-46% of active participants are being supervised at Level 3 (High) Supervision, with weekly reporting.

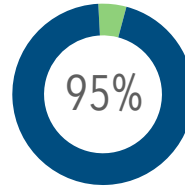


**CASS COUNTY LOCAL JRAC:**

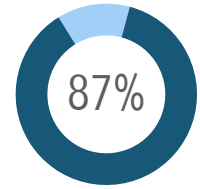
The Cass County Local JRAC continues to meet on a monthly basis and has been appointed by the Cass County Commissioners to review proposals for use of Opioid Settlement Funding. The next meeting is scheduled for January 17, 2023. This month's agenda includes approving new opioid settlement proposals Justice Counts, staff development, increased data collection efforts and unified recidivism definitions.

**PERFORMANCE METRICS:**

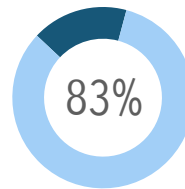
All our performance metrics have remained stable and fall above or within State Standards. Below are our current metrics.



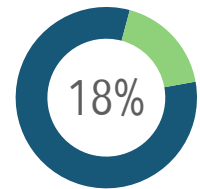
Appearance Rate: percentage of defendants who attended all court hearings during their pretrial period



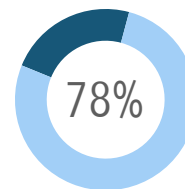
Safety Rate: the percentage of defendants who were not charged with a new offense during their pretrial period



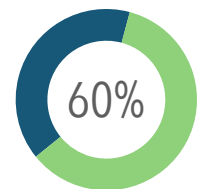
Success Rate: the percentage of defendants who have not had an FTA, violation or committed a new offense while under supervision



Violation Rate: the percentage of defendants who received a technical violation



Completion Rate: the percentage of defendants who remained under supervision until disposition of their case



Voluntary Program Participation Rate: the percentage of defendants participating in voluntary programming and services

**NOTABLE UPDATES AND ACCOMPLISHMENTS:**

- The agency has partnered with IU Bloomington and will have a Research and Data Intern starting in January of 2024.
- Court Services has began facilitating voluntary entry into inpatient treatment facilities, with 7% of our active population in inpatient treatment.
- We are partnering with Justice Systems Partners and NIC to facilitate an agency wide EBP training.

*Prepared December 11 2023, Hillary Hartoin, Director*