

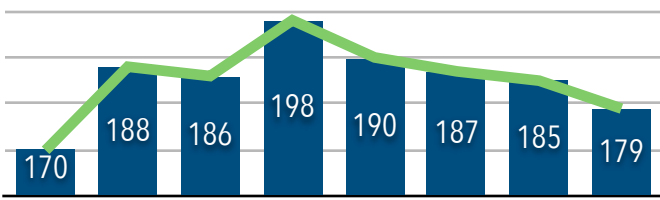
OCTOBER 2022 REVIEW

CASS/PULASKI COMMUNITY CORRECTIONS

“Committed to improving the quality of life of the program participants and the community by applying effective evidence based programs that produce positive choices, constructive behavior and accountability from the program participants, thereby reducing their criminal actions.”

WORK RELEASE UPDATES:

Monthly Clients Served 8 Month Trend



Feb '22 Mar '22 April '22 May '22 June '22 July '22 Aug '22 Sept '22

We currently have 27 work release residents and while we continue to limit the population due to COVID-19 restrictions, we have slowly increased our capacity to 30 residents with no residents or employees testing positive for COVID-19 last month.

This month we have continued to focus on training new correctional officers and work release staff to help improve response times to electronic monitoring alerts per SEA 9, in addition to reformatting our therapeutic class schedule to better serve our clients and increase attendance.

The facility roof is near completion with delay is due to supply issues. Interior renovations are still set to begin in January, with an estimated renovation completion date of late spring/early summer of 2023. The female work release dorm continues to remain closed until that time.

SEPTEMBER OVERVIEW:

Community Corrections served a total of 179 clients, a 3% decrease: 36 via the Work Release Program and 143 via the Home Detention/Electronic Monitoring

program for a total of 4,912 days supervised. The department received 16 new clients in September:

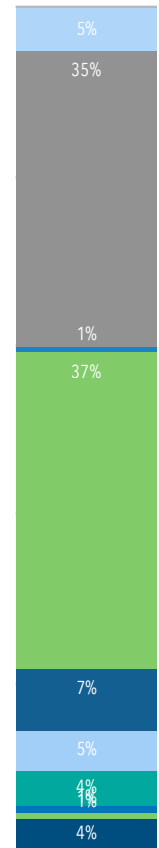
- 6 Level 6 Felonies or Class D Felonies
- 7 High Level Felonies (Lvl 5 & Above)
- 3 Juveniles

13 clients successfully completed the program, while 9 clients were returned to either the Cass or Pulaski County Jail on a pending violation. 11 defendants were interviewed and evaluated for potential participation in CPCC. The Cass County Jail Analysis continues to show an substantial amount of inmates held on Lvl 6 Executed Terms; 70% of those serving an executed term.

SEPTEMBER STATISTICAL SNAPSHOT :

Offense Type	Total
Misdemeanors	7
F1	1
F2	7
F3	9
F4	13
F5	67
F6	63
FA	2
FB	0
FC	1
FD	0
Juvenile	9
Total	187

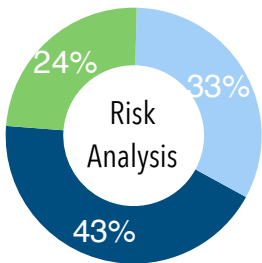
CM	F1	FA	F2	FB
F3	F4	F5	FC	F6
FD	JUV			



POPULATION ANALYSIS:

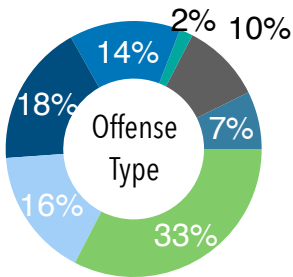
- 36 Work Release Clients
- 143 Home Detention Clients
- 11 Clients participated in Work Crew; completing 108 hours, including water crew, the Freedom Hunt, and work at the 4DR Recovery House
- 16 CTP Clients
- 33 Courtesy Transfers
- 128 clients were serving a term originating from Cass County, while 37 were serving a sentence from Pulaski County
- 9 clients were participating in Juvenile GPS Monitoring

RISK & OFFENSE TYPE ANALYSIS:



- High
- Low
- Moderate

Risk Analysis: Analysis shows that 24% of clients served in September were identified through the IRAS Community Supervision Tool or IYAS as High Risk to Very High Risk, 43% as Moderate Risk, and 33% as Low Risk. This month the agency reported a -9.6% risk reduction.



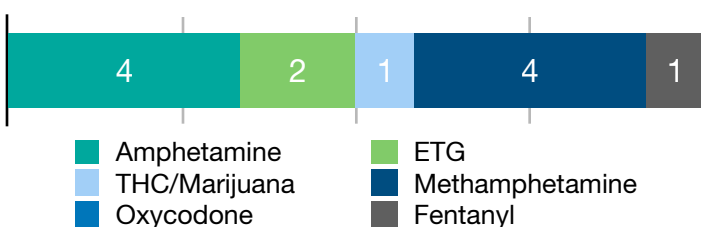
- Alcohol & Drug
- Traffic
- Person
- Property
- Weapons
- Public Health & Admin
- Other

Offense Type Analysis: Analysis shows that 33% of offenses are drug and alcohol related, 16% are traffic offenses, 18% are crimes against persons, 14% property related, 2% weapon related, 10% public health and admin., and 7% fall into the other category

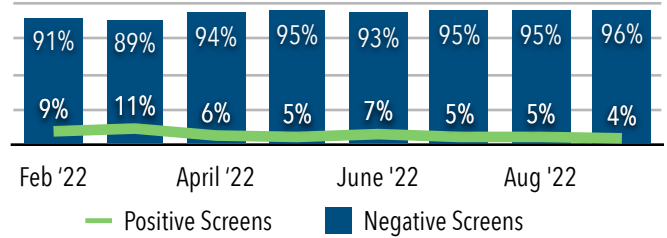
DRUG SCREEN ANALYSIS:

Out of 194 drugs screens administered this month, 4% were positive as seen below. The Drug Screen Positivity Rate has stayed 5% or below for 3 consecutive months.

Positive Screens by Drug

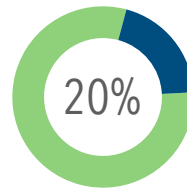


Percent Positive Screens 8 Month Trend

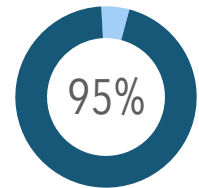


PERFORMANCE METRICS:

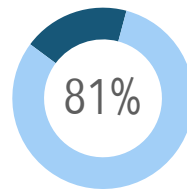
At the direction of our local JRAC the agency is now tracking the following performance metrics.



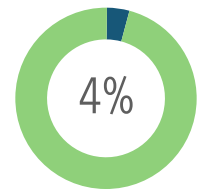
Violation Rate: the percentage of clients who received a violation; pending violations are NOT included; this is a measure of closed cases.



Safety Rate: the percentage of clients who do not commit a new offense while under supervision; this is a measure of closed cases.



Completion Rate: the percentage of clients who remain under supervision until the end of their sentence.



Drug Screen Positivity Rate: the percentage of drug screens administered that return a positive result

NOTABLE UPDATES:

- In October, the department will be trained to begin using the ACCI Corrections eCourse CBT LifeSkills Curriculum. Said expansion of therapeutic programming will allow the department to provide in-house classes/courses, including Domestic Violence, Anger Management and Cognitive Awareness.
- With funds received via the SIM Grant, the agency was able to obtain enhanced use of CareyBits electronic tools that will assist case managers in providing more evidence-based therapeutic interventions during their appointments, with the goal of decreasing violations.

Prepared October 9, 2022 by Dave Wegner, Director