

OCTOBER 2024 REVIEW

CASS COUNTY COURT & PRETRIAL SERVICES

“Serving the community by using evidence-based practices and needs-based supervision that prioritizes public safety, maximizes court appearance and reduces recidivism, while protecting the presumption of innocence.”

CURRENT OVERVIEW:

In September, Pretrial Services served a total of 156 clients, representing a 26% increase from September 2023. These clients accounted for 3,878 days or 10.6 years of jail bed stays. The program currently has 119 active clients, with an September average daily population of 129. To date, Pretrial Services has surpassed the 2023 population served, serving 310 clients thus far. The majority of the current caseload, 80%, involves felony charges. Additionally, the program completed 35 arrestee evaluations and recommendations, including IRAS-PAT assessments, in the last month. There were also 26 new clients added to the program in September.

Currently, we have an 89% Release Rate. 18 clients successfully completed the program. 25 clients are participating in voluntary individual counseling with our 4C Health Therapeutic Intern. We currently have 9 clients in inpatient treatment. We have secured 73 clients voluntary beds and admissions into inpatient treatment with an 87% Completion Rate.

JAIL ANALYSIS:

The September Jail Analysis showed that 15% of inmates are classified as Pre-Adjudication with 52% having a hold that excludes them from pretrial release. The Cass County Jail population is 181 inmates, an 9% increase: 120 Cass County, 7 Carroll County, 33 Howard County, 21 IDOC. Currently, with expansion, the jail is at 59% capacity. It is estimated that without Pretrial Services the jail would be at 98% capacity. The low risk population is currently 10%, a 25% decrease from January, while the high risk population continues to rise, with 44% of the population, identified as high risk, illustrating the

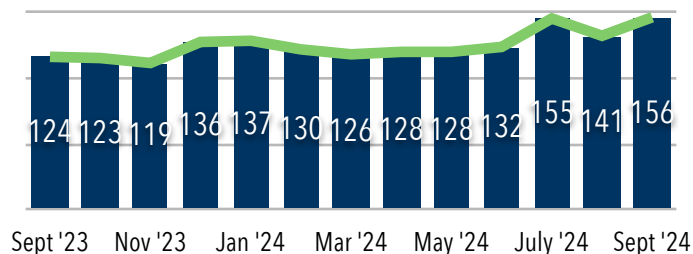
reservation of jail resources for high risk inmates and maximized risk-based release decisions.

COST SAVINGS:

Utilizing the \$40 daily per diem, CCCPS has diverted an estimated \$4,760 per day in incarceration expenses, resulting in a reported cost savings of \$155,120 for September. Due to this reservation of jail resources, the CCJ can now house inmates from other facilities, generating an additional \$34,160 in revenue in September from 40 inmates housed for a total of 854 days. Approximately 34% of the jail population is eligible to produce billable revenue.

POPULATION ANALYSIS:

Monthly Clients Served 13 Month Trend Analysis

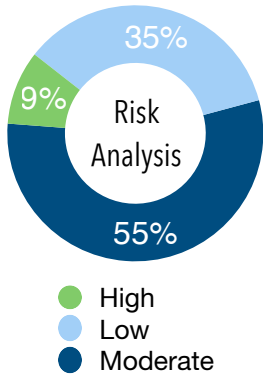


Offense Level & Case Type	Total	Case Type Analysis
Misdemeanors	45	
Level 6 Felonies	85	
High Level Felonies	9	
Special Conditions of Bond	11	
Probation Violators	30	
Weekly Reporting	37%	
GPS Monitoring	0	
Percent Felonies	80%	
Total Active Cases	139	

RISK & OFFENSE TYPE ANALYSIS :

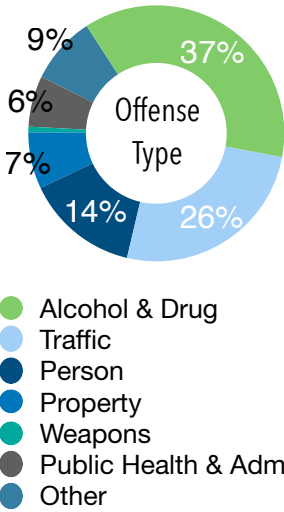
Risk Analysis:

Trends show that 9% of active clients have been identified through the IRAS-PAT as High Risk, 55% as Moderate Risk, and 35% as Low Risk.



Offense Type Analysis:

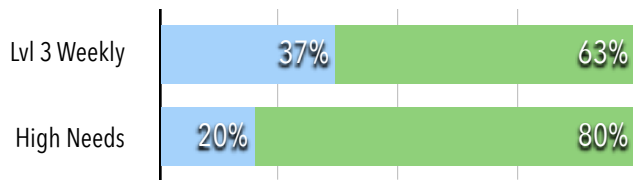
Analysis shows that 37% of offenses are drug and alcohol related, 26% are traffic offenses, 14% are crimes against persons, 7% property related, 1% weapon related, 6% public health and admin., and 9% fall into the other category.



Supervision Analysis:

-37% of active participants are being supervised at Level 3 (High) Supervision, with weekly reporting.

- 20% of active clients have needs where supervised release was in the best interest of the county and the clients.
- 0 clients are being supervised with electronic monitoring facilitated by Cass/Pulaski Community



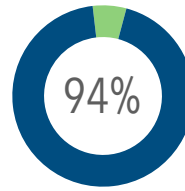
Corrections.

CASS COUNTY LOCAL JRAC:

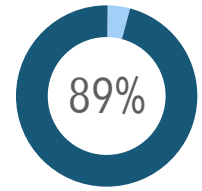
On October 22nd, the JRAC will host a second training led by Dr. Brian Lovins of Justice System Partners, focusing on the Coaching Model for Change. This professional development opportunity is sponsored for all community supervision officers, including those in Community Corrections, Probation, Pretrial, and Juvenile Probation.

PERFORMANCE METRICS:

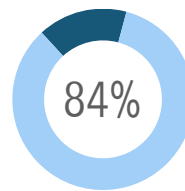
All our performance metrics have remained stable and fall above or within State Standards. Below are our current metrics.



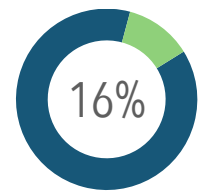
Appearance Rate:
percentage of defendants who attended all court hearings during their pretrial period



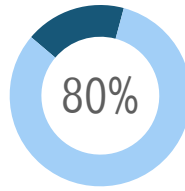
Safety Rate:
the percentage of defendants who were not charged with a new offense during their pretrial period



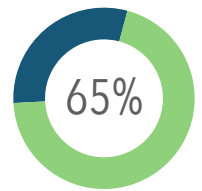
Success Rate:
the percentage of defendants who have not had an FTA, violation or committed a new offense while under supervision



Violation Rate:
the percentage of defendants who received a technical violation



Completion Rate:
the percentage of defendants who remained under supervision until disposition of their case



Voluntary Program Participation Rate:
the percentage of defendants participating in voluntary programming and services

NOTABLE UPDATES AND ACCOMPLISHMENTS:

- We have exceeded our target population served in 2023. Looking ahead, we project a 20% increase in program utilization in 2024.
- Starting in November, we will partner with PAK to expand our therapeutic services. PAK is providing two additional counselors, and Mr. Stan Antonelli will serve as our new Treatment Director.
- We are happy to announce receipt of \$175k in new funding this past month via various grants awarded.

Prepared October 17, 2024, Hillary Hartoin, Director