

SEPTEMBER 2022 REVIEW

CASS COUNTY COURT & PRETRIAL SERVICES

“Serving the community by using evidence-based practices and needs-based supervision that prioritizes public safety, maximizes court appearance and reduces recidivism, while protecting the presumption of innocence.”

CURRENT OVERVIEW:

Pretrial Services currently has 79 active clients, 82 cases, and we served a total of 85 clients in August for a total number of 2,248 days. Our current caseload is 58% felony charged, while 7 clients are being supervised with the special condition of electronic monitoring.

33 arrestee evaluations and recommendations, with IRAS-PATs, were completed in the past month, a 32% increase and we had 16 new intakes. CCCPS had 8 clients successfully complete the program.

The agency has served a total 179 clients this year, 95% of the total population (188) served in 2021. CCCPS has seen a 14% population increase this year and had a 20% increase in the monthly population served when compared to the August 2021 population served.

JAIL ANALYSIS:

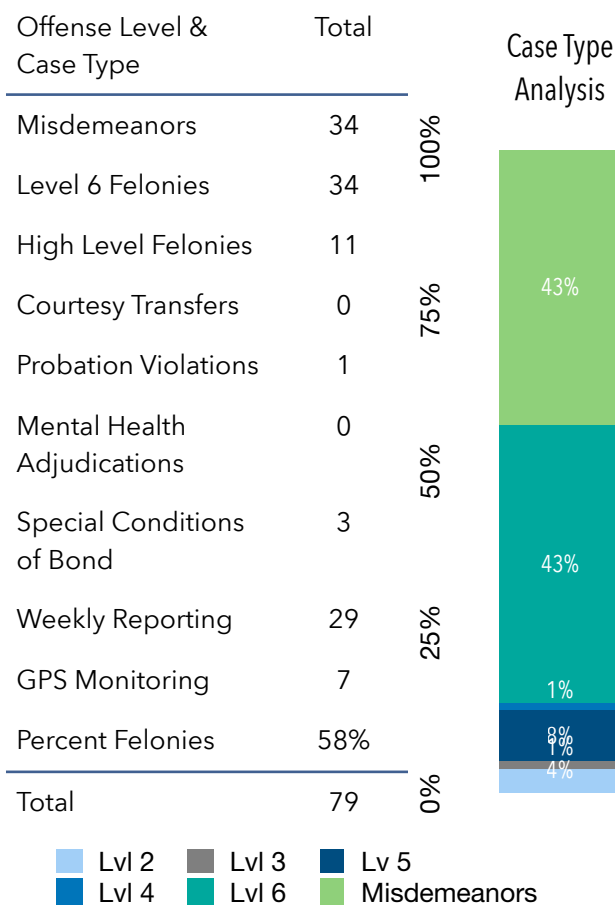
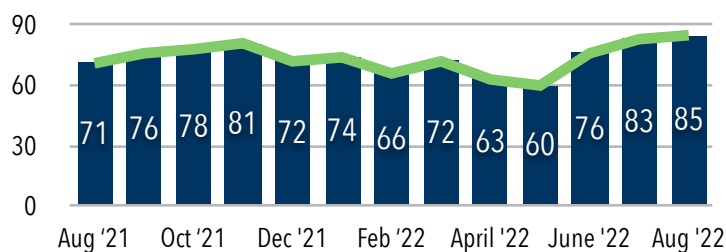
The September Jail Analysis showed that 16% of inmates are classified as Pre-Adjudication/Pretrial. 44% of the population classified as pre-adjudication have an out-of-county warrant that excludes them from the pretrial release program. We continue to see an increase in arrestees that identify as High Risk on the IRAS-PAT, that have multiple cases resulting in bond revocations or out-of-county warrants, with 41% of inmates, 70 inmates, having pending causes having multiple cases.

Analysis also saw a 48% reduction in inmates identified as low risk, with only 12% of the population assessed to be Low Risk. Trends continue to show an increase in inmates identified as High Risk, with an 18% increase from the September 2021 Jail Analysis.

With the new Jail Expansion, any population over 307 inmates is considered overcapacity per IDOC standards. Currently, with expansion, the jail is at 71% capacity. It is estimated that without Pretrial Services the jail would be at 97% capacity.

POPULATION ANALYSIS:

Monthly Clients Served 13 Month Trend Analysis

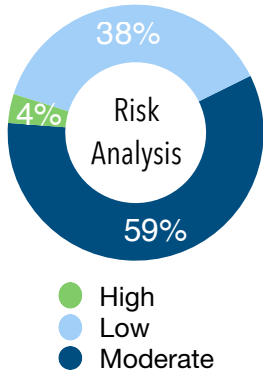


COST SAVINGS:

Using the \$40 daily per diem used to house an inmate outside the jail, Pretrial Services is currently diverting \$3,160 daily in county incarceration expenses. As noted previously, we served 85 clients (90 cases) for a total of 2,484 days in August, for an estimated monthly cost savings of \$99,360. Cass County Court & Pretrial Services has already diverted over \$600,000 in incarceration expenses alone this year.

PERFORMANCE METRICS:

All our performance metrics have remained stable and fall above or within State Standards. Below are our current CY2022 Metrics.



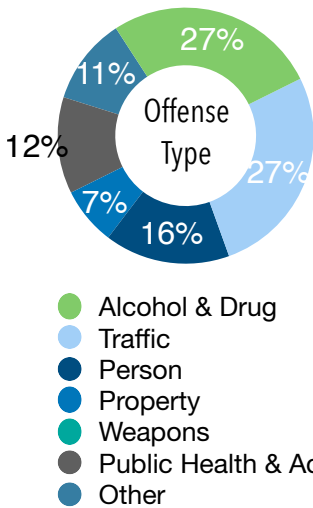
RISK & OFFENSE TYPE ANALYSIS :

Risk Analysis:

Trends show that 4% of active clients have been identified through the IRAS-PAT as High Risk, 59% as Moderate Risk, and 38% as Low Risk.

Offense Type Analysis:

Analysis shows that 27% of offenses are drug and alcohol related, 27% are traffic offenses, 16% are crimes against persons, 7% property related, 0% weapon related, 12% public health and admin., and 11% fall into the other category.



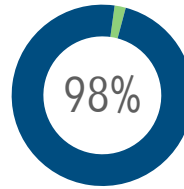
Supervision Analysis:

•37% of active participants are being supervised at Level 3 (High) Supervision, with weekly reporting.

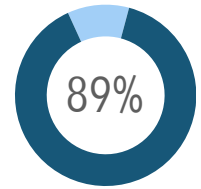
- 20% of active clients have needs where supervised release was in the best interest of the county and the clients, including several clients with chronic illnesses/ intellectual disabilities and one terminal illness.
- 7 clients are being supervised with electronic monitoring facilitated by Cass/Pulaski Community Corrections.

CASS COUNTY LOCAL JRAC:

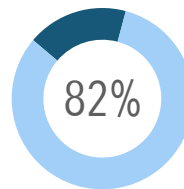
The Cass County Local JRAC Council submitted the CY2023 Justices Systems Addictions Response Grant in August and is preparing for October's Mental Health Summit.



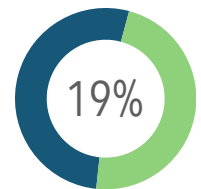
Appearance Rate:
percentage of defendants who attended all court hearings during their pretrial period



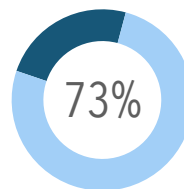
Safety Rate:
the percentage of defendants who were not charged with a new offense during their pretrial period



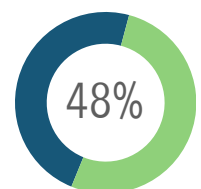
Success Rate:
the percentage of defendants who have not received a violation, FTA, or new offense while under supervision



Violation Rate:
the percentage of defendants who received a violation; pending violations are included in calculations



Completion Rate:
the percentage of defendants who remained under supervision until disposition of their case



Voluntary Program Participation Rate:
the percentage of defendants participating in voluntary programming and services

NOTABLE UPDATES AND ACCOMPLISHMENTS:

- The agency completed its CY21 IDOC Fiscal Audit, results pending, in addition to submitting the CY23 County Budgets.
- Pretrial Services saw a 35% increase in program and treatment participation in the past month.
- Pretrial Services completed ACCI Corrections' LifeSkills Training to be able to provide all community supervision agencies access to an e-course library of cognitive behavior programming.

Prepared September 13, 2022, Hillary Hartoin, Director