

# JULY 2024 REVIEW

## CASS COUNTY COURT & PRETRIAL SERVICES

*“Serving the community by using evidence-based practices and needs-based supervision that prioritizes public safety, maximizes court appearance and reduces recidivism, while protecting the presumption of innocence.”*

### CURRENT OVERVIEW:

Pretrial Services currently has 115 active clients and served a total of 132 clients in May for a total of 3,423 days or 9.4 years in jail bed stays. This is a 21% increase from June 2023. June's average daily population was 114 clients. To date we have served 238 clients, 80% of the total population served in CY2023. Our current caseload is 70% felony charged. 39 arrestee evaluations & recommendations, with IRAS-PATs were completed in the last month. We had 23 new supervised intakes in June.

Currently, we have an 88% Release Rate. 18 clients successfully completed the program, in addition to 24 clients who are participating in voluntary individual counseling with our 4C Health Therapeutic Intern. We currently have 13 clients in inpatient treatment. We have secured over 45 clients voluntary beds and admissions into inpatient treatment with an 87% Completion Rate. We continue to strive to expand our voluntary support services and interventions to support success.

### JAIL ANALYSIS:

The June Jail Analysis showed that 13% of inmates are classified as Pre-Adjudication with 33% having a hold that excludes them from pretrial release. The Cass County Jail population is 178 inmates, 123 Cass County, a 4% decrease; 5 Carroll County, 37 Howard County, 13 IDOC. Currently, with expansion, the jail is at 58% capacity. It is estimated that without Pretrial Services the jail would be at 95% capacity. The low risk population is currently 13%, a 21% decrease from January 2024, while the high risk population continues to rise, with 46% of the population, identified as high risk, illustrating the

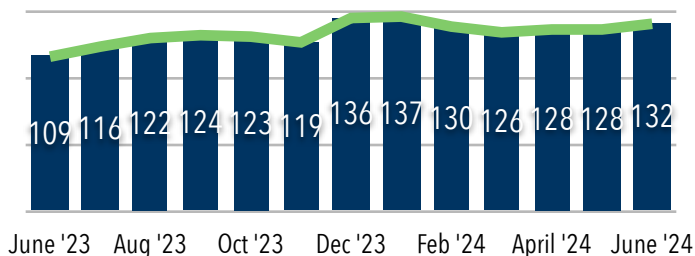
reservation of jail resources for high risk inmates and maximized risk-based release decisions.

### COST SAVINGS:

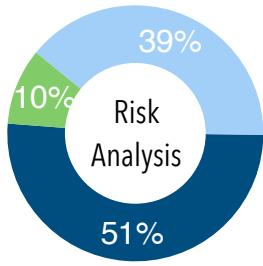
Using the \$40 daily per diem, CCCPS is currently diverting an estimated \$4,600 per day in incarceration expenses and reports an estimated cost savings of \$136,920 in June. Due to this reservation of jail resources, the CCJ is now able to house inmates from other jails to generate additional revenue. In June, the jail housed 35 inmates for 33,160 days for a total month's revenue of \$44,480. Approximately 31% of the jail population is eligible for billable revenue.

### POPULATION ANALYSIS:

Monthly Clients Served 13 Month Trend Analysis



Offense Level & Case Type	Total	Case Type Analysis
Misdemeanors	44	
Level 6 Felonies	92	
High Level Felonies	9	
Special Conditions of Bond	13	
Probation Violators	15	
Weekly Reporting	50%	
GPS Monitoring	0	
Percent Felonies	70%	
<b>Total Cases</b>	<b>45%</b>	



- High
- Low
- Moderate

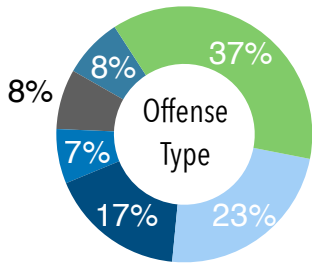
**RISK & OFFENSE TYPE ANALYSIS :**

Risk Analysis:

Trends show that 10% of active clients have been identified through the IRAS-PAT as High Risk, 51% as Moderate Risk, and 39% as Low Risk.

Offense Type Analysis:

Analysis shows that 37% of offenses are drug and alcohol related, 23% are traffic offenses, 17% are crimes against persons, 7% property related, 0% weapon related, 8% public health and admin., and 8% fall into the other category.

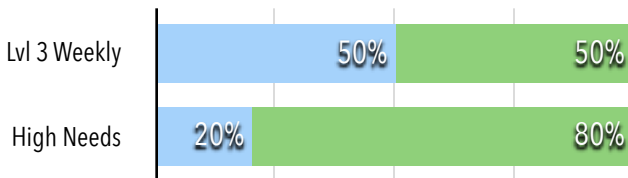


- Alcohol & Drug
- Traffic
- Person
- Property
- Weapons
- Public Health & Admin
- Other

- 20% of active clients have needs where supervised release was in the best interest of the county and the clients.
- 0 clients are being supervised with electronic monitoring facilitated by Cass/Pulaski Community

Supervision Analysis:

-50% of active participants are being supervised at Level 3 (High) Supervision, with weekly reporting.



Corrections.

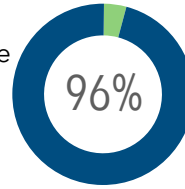
**CASS COUNTY LOCAL JRAC:**

The Cass County Local JRAC continues to meet on a regular basis and has been appointed by the Cass County Commissioners to review proposals for use of Opioid Settlement Funding. Final review for new proposals will take place in August. This past month we focused on the CY2025 budget and resource needs of council members' respective departments and

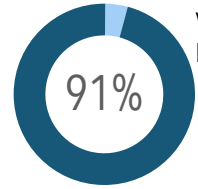
developed plans for JRAC Community Outreach Projects.

**PERFORMANCE METRICS:**

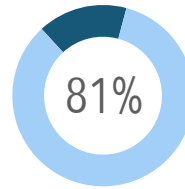
All our performance metrics have remained stable and fall State are 96% above or Standards. our current metrics.



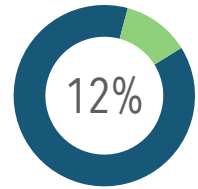
Appearance Rate: percentage of defendants who attended all court hearings during their pretrial period



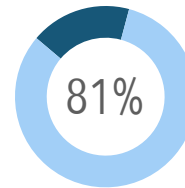
Safety Rate: the percentage of defendants who were not charged with a new offense during their pretrial period



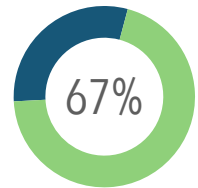
Success Rate: the percentage of defendants who have not had an FTA, violation or committed a new offense while under supervision



Violation Rate: the percentage of defendants who received a technical violation



Completion Rate: the percentage of defendants who remained under supervision until disposition of their case



Voluntary Program Participation Rate: the percentage of defendants participating in voluntary programming and services

**NOTABLE UPDATES AND ACCOMPLISHMENTS:**

- IDOC Grant Award Notifications are expected July 19th. Court Services expects a notification on the CY25 SIM Grant in August.
- Utilizing grant funding, we are excited to partner with Dr. Brian Lovins and Justice System Partners over the next year on continued training that will include all