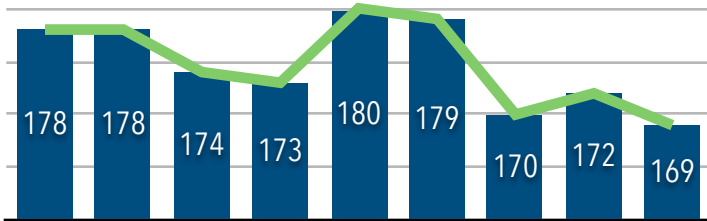


JULY 2023 REVIEW

CASS/PULASKI COMMUNITY CORRECTIONS

“Committed to improving the quality of life of the program participants and the community by applying effective evidence based programs that produce positive choices, constructive behavior and accountability from the program participants, thereby reducing their criminal actions.”

Monthly Clients Served 9 Month Trend




Oct '22 Nov '22 Dec '22 Jan '23 Feb '23 Mar '23 Apr '23 May '23 June '23

WORK RELEASE UPDATES:

There currently are 37 work release residents: 31 males and 6 females. We are excited to announce that the Work Release Portion of the Renovations is almost complete. We are currently working with IT to install the surveillance cameras and classroom technology equipment. Office renovations begin this week and are expected to be completed in August.

MONTHLY FINANCIAL OVERVIEW:



PAGE 1

JUNE OVERVIEW:

Community Corrections served a total of 169 clients in May: 51 via the Work Release Program and 118 via the

Home Detention/Electronic Monitoring program for a total of 4,020 days supervised. It is noted that 14 clients have been transferred to other jurisdictions for supervision.

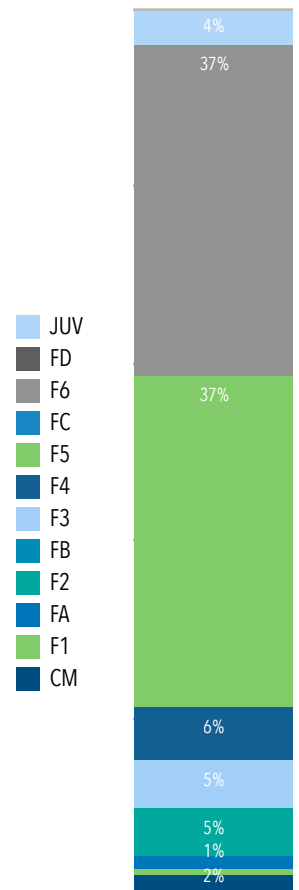
The department received 17 new clients in June:

- 3 Level 6 Felonies
- 10 High Level Felonies (Lvl 5 & Above)
- 2 Criminal Misdemeanors
- 2 Juvenile Supervisions

10 clients successfully completed the program, while 8 client were returned to either the Cass or Pulaski County Jail on a pending violation, with 15 held in the CCJ on pending violations.

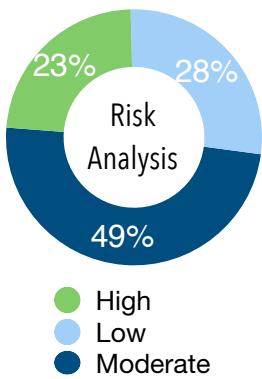
JUNE STATISTICAL SNAPSHOT :

| Offense Type | Total |
|--------------|-----------|
| Misdemeanors | 5 |
| F1 | 1 |
| F2 | 11 |
| F3 | 11 |
| F4 | 12 |
| F5 | 76 |
| F6 | 42 |
| FA | 3 |
| FB | 0 |
| FC | 0 |
| FD | 0 |
| Juvenile | 8 |
| Total | 29 |



POPULATION ANALYSIS:

- 51 Work Release Clients
- 118 Home Detention Clients
- Approximately 15 Clients participated in Work Crew; working on projects including watering and trash removal
- 8 CTP Clients
- 25 Courtesy Transfers
- 120 clients were serving a term originating from Cass County, while 37 were serving a sentence from Pulaski County
- 8 clients participated in Juvenile GPS Monitoring

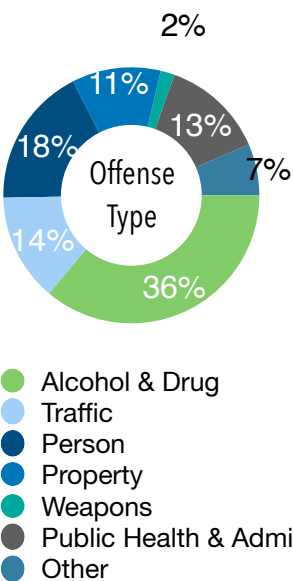


RISK & OFFENSE TYPE ANALYSIS:

Risk Analysis: Analysis shows that 23% of clients served in June were identified through the IRAS Community Supervision Tool or IYAS as High Risk to Very High Risk, 49% as Moderate Risk, and 28% as Low Risk, with an average risk reduction of -.6%.

Offense Type Analysis:

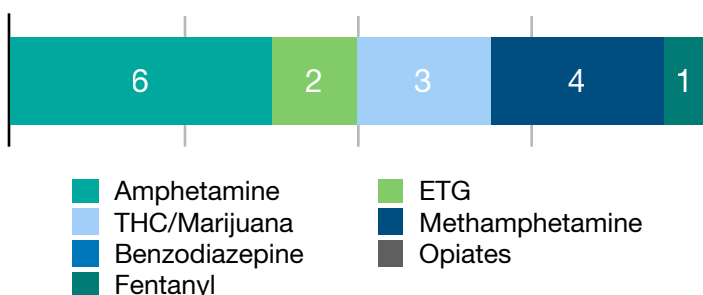
Analysis shows that 36% of offenses are drug and alcohol related, 14% are traffic offenses, 18% are crimes against persons, 11% property related, 2% weapon related, 13% public health and admin., and 7% fall into the other category.



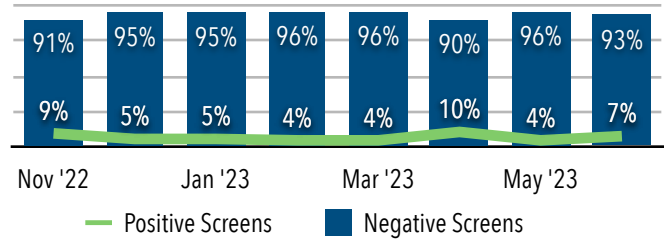
DRUG SCREEN ANALYSIS:

Out of 161 drugs screens administered this month, 7% were positive, a 3% increase. The majority of positive screens were for amp/meth.

Positive Screens by Drug

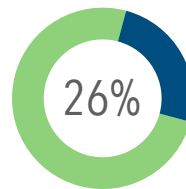


Percent Positive Screens 8 Month Trend

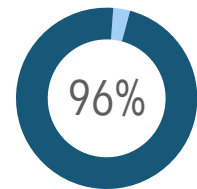


PERFORMANCE METRICS:

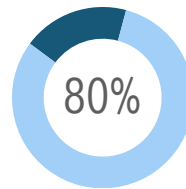
At the direction of our local JRAC the agency is now tracking the following performance metrics.



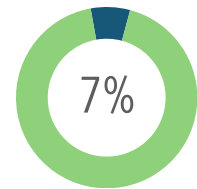
Violation Rate: the percentage of clients who received a violation; pending violations are NOT included; this is a measure of closed cases.



Safety Rate: the percentage of clients who do not commit a new offense while under supervision; this is a measure of closed cases.



Completion Rate: the percentage of clients who remain under supervision until the end of their sentence.



Drug Screen Positivity Rate: the percentage of drug screens administered that return a positive result

NOTABLE UPDATES:

- The Department will undergo the Work Release Facility Audit on July 18th.
- The CY24 IDOC Grant Award Letters are expected to be released July 27th.
- CPCC continues to partner with Court Services on the JPAR SIM Grant and Justice Counts Project.
- Review of Mid-Year Data shows that from January-June the agency saw an 84% Program Completion Rate.

Prepared July 11, 2023 by Dave Wegner, Director