

MAY 2024 REVIEW

CASS COUNTY COURT & PRETRIAL SERVICES

“Serving the community by using evidence-based practices and needs-based supervision that prioritizes public safety, maximizes court appearance and reduces recidivism, while protecting the presumption of innocence.”

CURRENT OVERVIEW:

Pretrial Services currently has 109 active clients and served a total of 128 clients in April for a total of 3,402 days or 9.3 years in jail bed stays. This is a 19% increase from April 2023. April's average daily population was 114 clients. To date we have served 196 clients, 66% of the total population served in 2023. Our current caseload is 59% felony charged. 35 arrestee evaluations & recommendations, with IRAS-PATs, a 10% increase were completed in the last month. We had 16 new supervised intakes in April.

Currently, we have an 88% Release Rate. 13 clients successfully completed the program, in addition to 20 clients who are participating in voluntary individual counseling with our 4C Health Therapeutic Interns, who both graduated with their MSWs after completing their internships with Cass County. We currently have 6 clients in inpatient treatment programs and have expanded our voluntary programming and interventions options to include Change Company Journals focusing on Trauma in Life, Women's Recovery, MAT and Getting Back on Track.

JAIL ANALYSIS:

The May Jail Analysis showed that 12% of inmates are classified as Pre-Adjudication with 47% having a hold that excludes them from pretrial release. This correlates with the slight decrease in new intakes. The Cass County Jail population is 183 inmates, a 7% decrease; 131 Cass County; 1 Wabash County; 12 Carroll County, 24 Howard County, 15 IDOC. Currently, with expansion, the jail is at 59% capacity. It is estimated that without Pretrial Services the jail would be at 95% capacity. The low risk population is currently 10%, a 33% decrease, while the

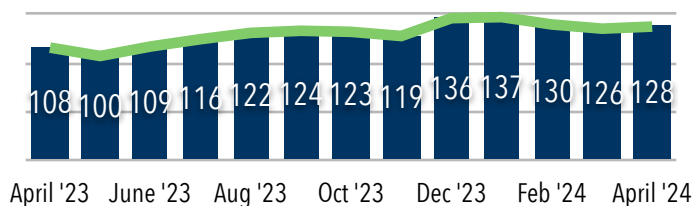
high risk population continues to rise, with 48% of the population identified as high risk, illustrating the reservation of jail resources for high risk inmates and maximized risk-based release decisions.

COST SAVINGS:

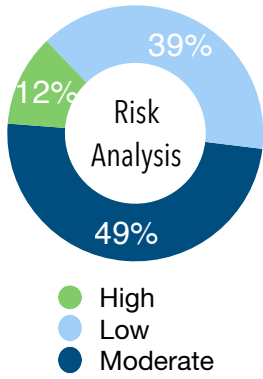
Using the \$40 daily per diem, CCCPS is currently diverting an estimated \$4,360 per day in incarceration expenses and reports an estimated cost savings of \$136,000 in April. Due to this reservation of jail resources, the CCJ is now able to house inmates from other jails to generate additional revenue. In April the jail housed 53 inmates for 1,122 days for a total month's revenue of \$44,480 Approximately 28% of the jail population is eligible for billable revenue.

POPULATION ANALYSIS:

Monthly Clients Served 13 Month Trend Analysis



Offense Level & Case Type	Total	Case Type Analysis
Misdemeanors	46	
Level 6 Felonies	82	
High Level Felonies	10	
Special Conditions of Bond	12	
Probation Violators	15	
Weekly Reporting	42	
GPS Monitoring	0	
Percent Felonies	59%	
Total Cases	138	



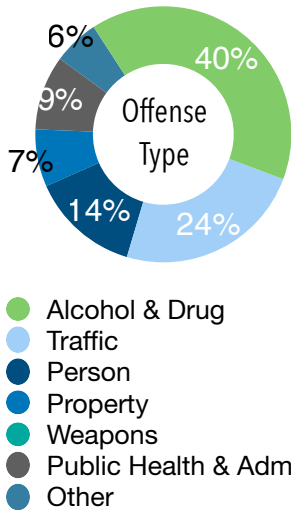
RISK & OFFENSE TYPE ANALYSIS :

Risk Analysis:

Trends show that 12% of active clients have been identified through the IRAS-PAT as High Risk, 49% as Moderate Risk, and 39% as Low Risk.

Offense Type Analysis:

Analysis shows that 40% of offenses are drug and alcohol related, 24% are traffic offenses, 14% are crimes against persons, 7% property related, 0% weapon related, 9% public health and admin., and 6% fall into the other category.

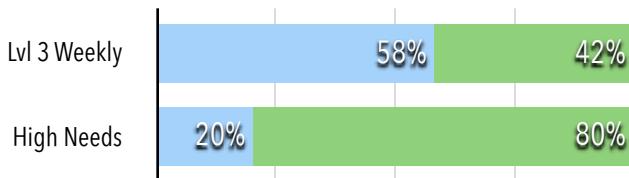


Supervision Analysis:

-42% of active participants are being supervised at Level 3 (High) Supervision, with weekly reporting.
 -20% of active clients have needs where supervised

release was in the best interest of the county and the clients.

- 0 clients are being supervised with electronic monitoring facilitated by Cass/Pulaski Community Corrections.

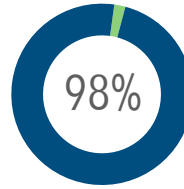


CASS COUNTY LOCAL JRAC:

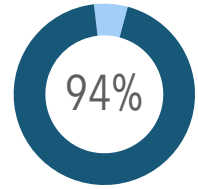
The Cass County Local JRAC continues to meet on a regular basis and has been appointed by the Cass County Commissioners to review proposals for use of Opioid Settlement Funding. Review for new proposals begins in July. This month select council members attended the 2024 Justice Services Conference hosted by the Indiana Office of Court Services and the JRAC Chair completed the CY25 JPAR SIM Grant Application. The next meeting is set for May 29, 2024.

PERFORMANCE METRICS:

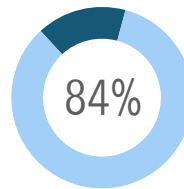
All our performance metrics have remained stable and fall above or within State Standards. Below are our current metrics.



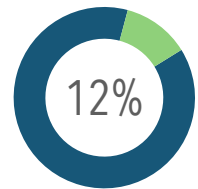
Appearance Rate:
 percentage of defendants who attended all court hearings during their pretrial period



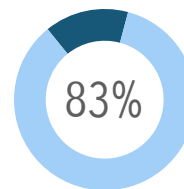
Safety Rate:
 the percentage of defendants who were not charged with a new offense during their pretrial period



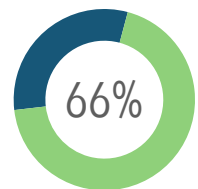
Success Rate:
 the percentage of defendants who have not had an FTA, violation or committed a new offense while under supervision



Violation Rate:
 the percentage of defendants who received a technical violation



Completion Rate:
 the percentage of defendants who remained under supervision until disposition of their case



Voluntary Program Participation Rate: the percentage of defendants participating in voluntary programming and services

NOTABLE UPDATES AND ACCOMPLISHMENTS:

- We are excited to announce that IOCS has funded the Redefining Pretrial Supervision Study that is based on Cass County's Pretrial Supervision Model that includes structured appointments and voluntary support services integration. We have partnered with George Mason University and have so far, 10 counties signed up for our multi-site, randomized controlled trial of this model.

Prepared May 15, 2024, Hillary Hartoin, Director