

NOVEMBER 2023 REVIEW

CASS COUNTY COURT & PRETRIAL SERVICES

“Serving the community by using evidence-based practices and needs-based supervision that prioritizes public safety, maximizes court appearance and reduces recidivism, while protecting the presumption of innocence.”

CURRENT OVERVIEW:

Pretrial Services currently has 101 active clients and served a total of 123 clients in October for a total of 3,568 days or 9.8 years in jail bed stays. October's average daily population was 115 clients. This is a 43% increase from September 2022. Our current caseload is 59% felony charged. 16 arrestee evaluations and recommendations, with IRAS-PATs, were completed in the last month.

We had 7 new intakes in October and an 89% Release Rate. Despite a slight decrease in intakes that correlates with a decrease in arrests last month, the agency still shows growth with a current 17% population increase over the CY22 population served. 7 clients successfully completed the program, in addition to over 25 clients participating in voluntary individual counseling with our three 4C Health Therapeutic Interns and two clients are currently in inpatient treatment.

JAIL ANALYSIS:

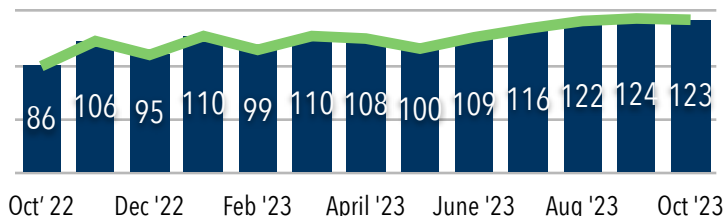
The October Jail Analysis showed that 13% of inmates are classified as Pre-Adjudication, a 6% decrease, with 62% having an out-of-county warrant that excludes them from the pretrial release program. The Cass County Jail population is 204 inmates; 155 Cass County; 23 Wabash County; 26 IDOC. Currently, with expansion, the jail is at 66% capacity. It is estimated that without Pretrial Services the jail would be at 99% capacity. The low risk population is currently 13%, while the high risk population continues to rise, with a 13% increase in the past month, illustrating the reservation of jail resources for high risk inmates and maximized risk-based release decisions.

COST SAVINGS:

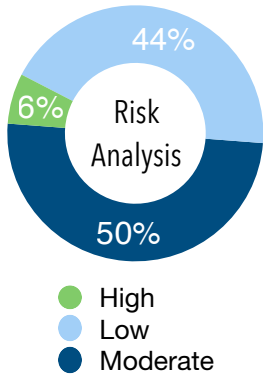
Using the \$40 daily per diem, CCCPS is currently diverting an estimated \$4,440 per day in incarceration expenses and reports an estimated cost savings of \$142,720 in October. Due to this reservation of jail resources, the CCJ is now able to house inmates from other jails to generate revenue. In October the jail housed 15 inmates from Wabash County for a total of 473 days, \$18,920 in revenue. Approximately 25% of the jail population is eligible for billable revenue.

POPULATION ANALYSIS:

Monthly Clients Served 13 Month Trend Analysis



Offense Level & Case Type	Total	Case Type Analysis
Misdemeanors	45	
Level 6 Felonies	54	
High Level Felonies	11	
Special Conditions of Bond	13	
Probation Violators	5	
Weekly Reporting	32%	
GPS Monitoring	1	7%
Percent Felonies	59%	Lvl 2 (light blue) Lvl 5 (dark blue) Lvl 6 (teal)
Total Cases	111	Lvl 3 (grey) Lvl 4 (blue) CMS (green)



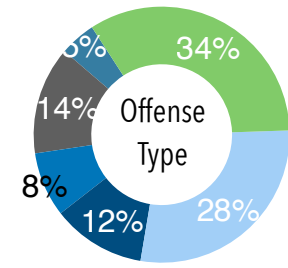
RISK & OFFENSE TYPE ANALYSIS :

Risk Analysis:

Trends show that 6% of active clients have been identified through the IRAS-PAT as High Risk, 50% as Moderate Risk, and 44% as Low Risk.

Offense Type Analysis:

Analysis shows that 34% of offenses are drug and alcohol related, 28% are traffic offenses, 12% are crimes against persons, 8% property related, 14% weapon related, 20% public health and admin., and 5% fall into the other category.

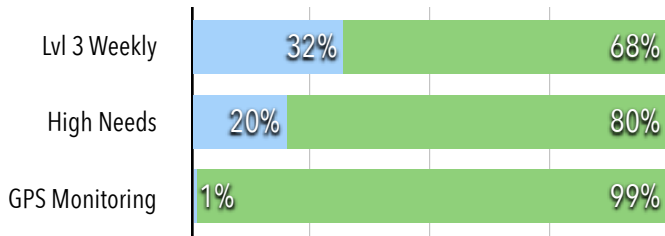


- Alcohol & Drug
- Traffic
- Person
- Property
- Weapons
- Public Health & Admin.
- Other

- 20% of active clients have needs where supervised release was in the best interest of the county and the clients. The agency took 1 medically necessitated release client in the past month.
- 1 client is being supervised with electronic monitoring facilitated by Cass/Pulaski Community Corrections.

Supervision Analysis:

-32% of active participants are being supervised at Level 3 (High) Supervision, with weekly reporting.

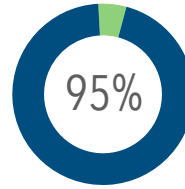


CASS COUNTY LOCAL JRAC:

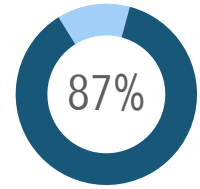
The Cass County Local JRAC continues to meet on a monthly basis and has been appointed by the Cass County Commissioners to review proposals for use of Opioid Settlement Funding. The next meeting is scheduled for November 28, 2023. This month's agenda includes approving Justice Counts, CY24 SIM & JAG Grant, increased data collection efforts and unified recidivism definitions.

PERFORMANCE METRICS:

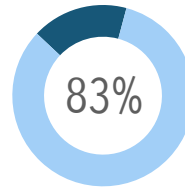
All our performance metrics have remained stable and fall above or within State Standards. Below are our current metrics.



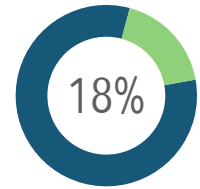
Appearance Rate: percentage of defendants who attended all court hearings during their pretrial period



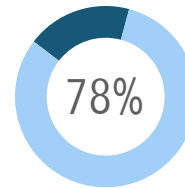
Safety Rate: the percentage of defendants who were not charged with a new offense during their pretrial period



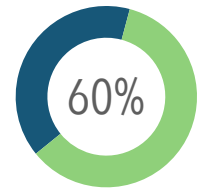
Success Rate: the percentage of defendants who have not had an FTA, violation or committed a new offense while under supervision



Violation Rate: the percentage of defendants who received a technical violation



Completion Rate: the percentage of defendants who remained under supervision until disposition of their case



Voluntary Program Participation Rate: the percentage of defendants participating in voluntary programming and services

NOTABLE UPDATES AND ACCOMPLISHMENTS:

- Cass County Pretrial Services was featured in an article published the CEPP.
- Court Services was awarded the CY24 JPAR SIM Grant and was successfully able to increase funding from \$45,000 to \$155,000
- 4 Grant Applications were submitted in the last month, including the CY24 JAG, Court Innovation and Interpreter Grants. Award notices are pending.

Prepared November 11, 2023, Hillary Hartoin, Director