

# AUGUST 2023 REVIEW

## CASS COUNTY COURT & PRETRIAL SERVICES

*“Serving the community by using evidence-based practices and needs-based supervision that prioritizes public safety, maximizes court appearance and reduces recidivism, while protecting the presumption of innocence.”*

**CURRENT OVERVIEW:**

Pretrial Services currently has 100 active clients and served a total of 116 clients in July for a total of 3,427 days or 9.3 years in jail bed stays. This is a 40% increase from July 2022. Our current caseload is 45% felony charged, while 4 clients are being supervised with the special condition of electronic monitoring. The Department has served 216 unique clients this year, 95% of the total population served in 2022 and a 33% increase from August 2022.

31 arrestee evaluations and recommendations, with IRAS-PATs, were completed in the last month. We had 17 new intakes in July. 13 clients successfully completed the program, in addition to over 15 clients in voluntary individual counseling with our 4C Health Therapeutic Interns.

**JAIL ANALYSIS:**

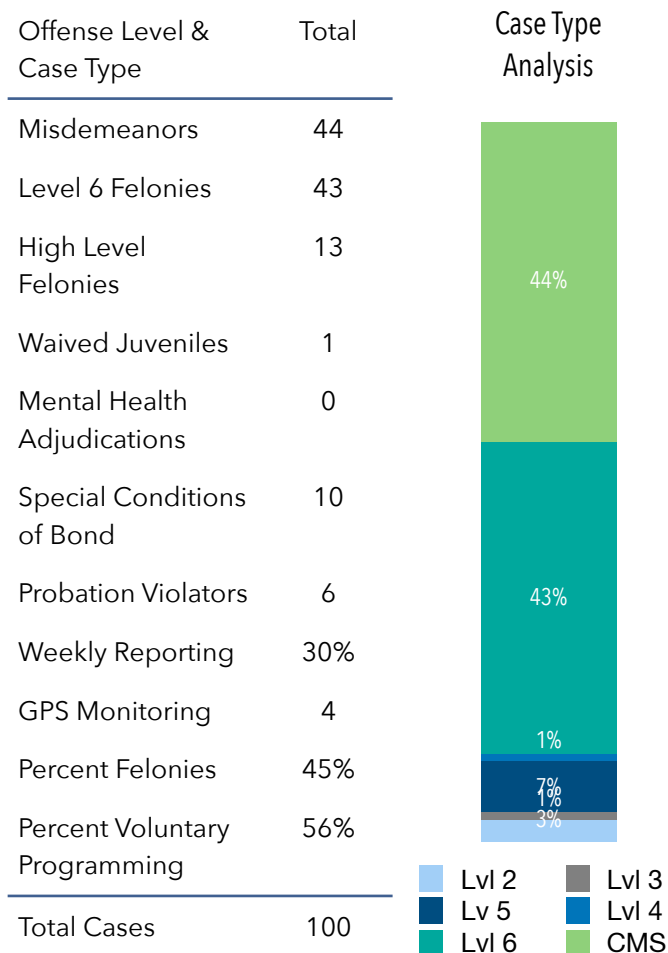
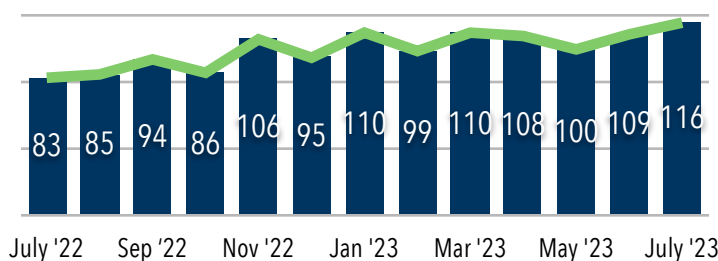
The August Jail Analysis showed that 17% of inmates are classified as Pre-Adjudication, a 2% decrease, with 49% having an out-of-county warrant that excludes them from the pretrial release program. Currently, with expansion, the jail is at 68% capacity. It is estimated that without Pretrial Services the jail would be at 99% capacity. The low risk population is currently 12%, while the high risk population continues to rise, illustrating the reservation of jail resources for high risk inmates and maximized risk-based release decisions.

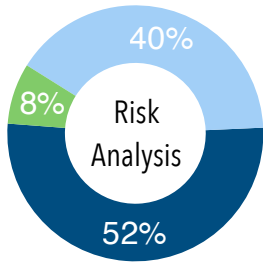
**COST SAVINGS:**

Using the \$40 daily per diem/\$200 juvenile detention per diem, CCCPS is currently diverting an estimated \$4,160 per day in incarceration expenses and reports an estimated cost savings of \$142,040 in July. Due to this

reservation of jail resources, the CCJ is now able to house inmates from other jails to generate revenue. In July the jail housed 15 inmates from Wabash County for a total of 203 days, \$8,120 revenue.

Monthly Clients Served 13 Month Trend Analysis





- High
- Low
- Moderate

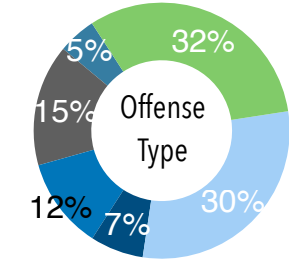
**RISK & OFFENSE TYPE ANALYSIS :**

Risk Analysis:

Trends show that 8% of active clients have been identified through the IRAS-PAT as High Risk, 52% as Moderate Risk, and 40% as Low Risk.

Offense Type Analysis:

Analysis shows that 32% of offenses are drug and alcohol related, 30% are traffic offenses, 7% are crimes against persons, 12% property related, 0% weapon related, 15% public health and admin., and 5% fall into the other category.

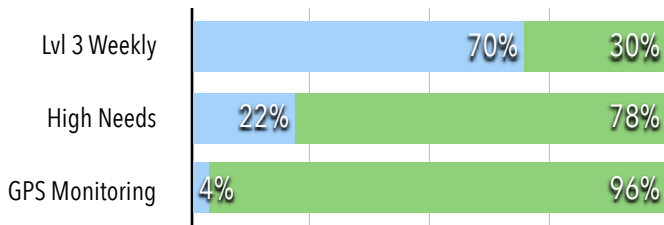


- Alcohol & Drug
- Traffic
- Person
- Property
- Weapons
- Public Health & Admin.
- Other

Supervision Analysis:

~30% of active participants are being supervised at Level 3 (High) Supervision, with weekly reporting.

- 22% of active clients have needs where supervised release was in the best interest of the county and the clients. The agency took 3 medically necessitated release clients in the past month.
- 4 clients are being supervised with electronic monitoring facilitated by Cass/Pulaski Community Corrections.

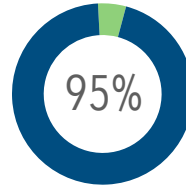


**CASS COUNTY LOCAL JRAC:**

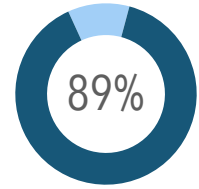
The Cass County Local JRAC continues to meet on a monthly basis and has been appointed by the Cass County Commissioners to review proposals for use of Opioid Settlement Funding. The next meeting is scheduled for August 15, 2023 with the Council meeting monthly this summer. This month's agenda includes approving Opioid Settlement Proposals, Justice Counts, and Recidivism Definitions.

**PERFORMANCE METRICS:**

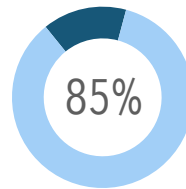
All our performance metrics have remained stable and fall above or within State Standards. Below are our current metrics.



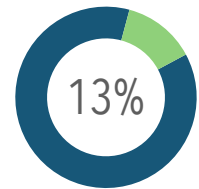
**Appearance Rate:**  
percentage of defendants who attended all court hearings during their pretrial period



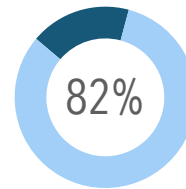
**Safety Rate:**  
the percentage of defendants who were not charged with a new offense during their pretrial period



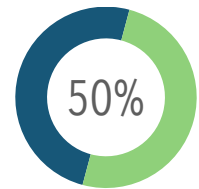
**Success Rate:**  
the percentage of defendants who have not had an FTA, violation or committed a new offense while under supervision



**Violation Rate:**  
the percentage of defendants who received a technical violation



**Completion Rate:**  
the percentage of defendants who remained under supervision until disposition of their case



**Voluntary Program Participation Rate:** the percentage of defendants participating in voluntary programming and services

**NOTABLE UPDATES AND ACCOMPLISHMENTS:**

- We are excited to announce that we have hired our second case manager, who started in late July. As caseloads have increased this additional help is greatly appreciated and key to ensuring public safety.
- 95.34% No New Violent Crime Rate: CCCPS is now able to report a *No New Violent Crime Rate*, those who do not commit a new violent offense while on pretrial supervision.

*Prepared August 8, 2023, Hillary Hartoin, Director*