

OCTOBER 2023 REVIEW

CASS COUNTY COURT & PRETRIAL SERVICES

“Serving the community by using evidence-based practices and needs-based supervision that prioritizes public safety, maximizes court appearance and reduces recidivism, while protecting the presumption of innocence.”

2023 3rd QTR OVERVIEW:

Court & Pretrial Services saw a record breaking 3rd Quarter, surpassing the total clients served in 2022 by 12% with 256 clients as of the date of this report. The agency also has seen a 22% increase in assessments, completing over 285 IRAS-PATs at the end of the third quarter and maintaining an 89% Release Rate. This coupled with a 20% increase in new supervised intakes, illustrates a sustained surge in growth that is projected to continue.

CURRENT OVERVIEW:

Pretrial Services currently has 112 active clients and served a total of 124 clients in September for a total of 3,490 days or 9.6 years in jail bed stays. This is a 32% increase from September 2022. Our current caseload is 61% felony charged. 36 arrestee evaluations and recommendations, with IRAS-PATs, were completed in the last month. We had 19 new intakes in September. 16 clients successfully completed the program, in addition to over 25 clients in voluntary individual counseling with our three 4C Health Therapeutic Interns.

JAIL ANALYSIS:

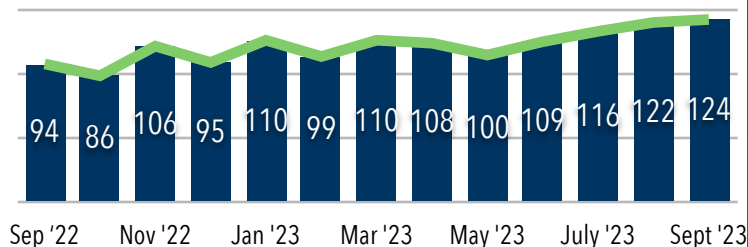
The September Jail Analysis showed that 19% of inmates are classified as Pre-Adjudication, with 31% having an out-of-county warrant that excludes them from the pretrial release program. Currently, with expansion, the jail is at 70% capacity. It is estimated that without Pretrial Services the jail would be 7% overcapacity. The low risk population is currently 12%, while the high risk population continues to rise, illustrating the reservation of jail resources for high risk inmates and maximized risk-based release decisions.

COST SAVINGS:

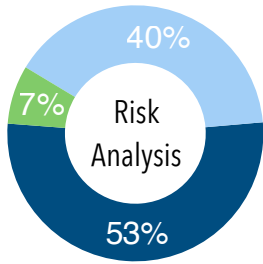
Using the \$40 daily per diem, CCCPS is currently diverting an estimated \$4,480 per day in incarceration expenses and reports an estimated cost savings of \$139,600 in September. Due to this reservation of jail resources, the CCJ is now able to house inmates from other jails to generate revenue. In September the jail housed 20 inmates from Wabash County for a total of 530 days, \$21,200 in revenue.

POPULATION ANALYSIS:

Monthly Clients Served 13 Month Trend Analysis



Offense Level & Case Type	Total	Case Type Analysis
Misdemeanors	43	
Level 6 Felonies	52	
High Level Felonies	16	
Special Conditions of Bond	11	
Probation Violators	5	
Weekly Reporting	41%	
GPS Monitoring	1	
Percent Felonies	61%	Lvl 2 Lv 5 Lvl 6 Lvl 3 Lvl 4 CMS
Total Cases	111	



- High
- Low
- Moderate

RISK & OFFENSE TYPE ANALYSIS :

Risk Analysis:

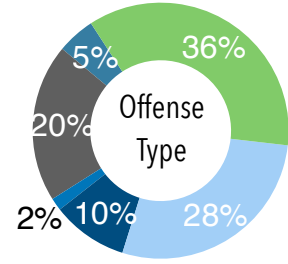
Trends show that 7% of active clients have been identified through the IRAS-PAT as High Risk, 53% as Moderate Risk, and 40% as Low Risk.

Offense Type Analysis:

Analysis shows that 36% of offenses are drug and alcohol related, 28% are traffic offenses, 10% are crimes against persons, 2% property related, 0% weapon related, 20% public health and admin., and 5% fall into the other category.

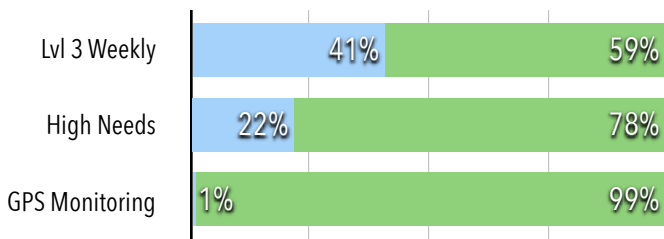
Supervision Analysis:

-41% of active participants are being supervised at Level 3 (High) Supervision, with weekly reporting.



- Alcohol & Drug
- Traffic
- Person
- Property
- Weapons
- Public Health & Admin
- Other

- 22% of active clients have needs where supervised release was in the best interest of the county and the clients. The agency took 1 medically necessitated release client in the past month.
- 1 client is being supervised with electronic monitoring facilitated by Cass/Pulaski Community Corrections.

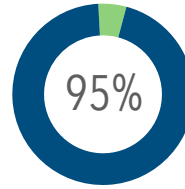


CASS COUNTY LOCAL JRAC:

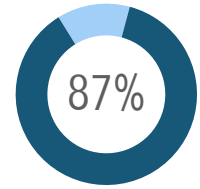
The Cass County Local JRAC continues to meet on a monthly basis and has been appointed by the Cass County Commissioners to review proposals for use of Opioid Settlement Funding. The next meeting is scheduled for October 11, 2023. This month's agenda includes approving Opioid Settlement Proposals, Justice Counts, CY24 SIM Grant and Recidivism Definitions.

PERFORMANCE METRICS:

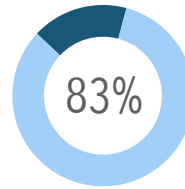
All our performance metrics have remained stable and fall above or within State Standards. Below are our current metrics.



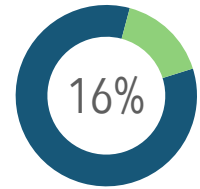
Appearance Rate: percentage of defendants who attended all court hearings during their pretrial period



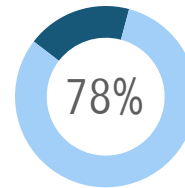
Safety Rate: the percentage of defendants who were not charged with a new offense during their pretrial period



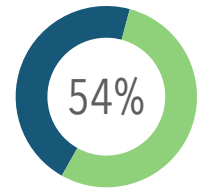
Success Rate: the percentage of defendants who have not had an FTA, violation or committed a new offense while under supervision



Violation Rate: the percentage of defendants who received a technical violation



Completion Rate: the percentage of defendants who remained under supervision until disposition of their case



Voluntary Program Participation Rate: the percentage of defendants participating in voluntary programming and services

NOTABLE UPDATES AND ACCOMPLISHMENTS:

- We are excited to announce that we are partnering with IUPI Indianapolis to add two Research Interns to the department to assist with data projects.
- CCCPS was the first agency in the county to implement the use oral instant drug screens to maximize resources and provide faster results.
- The Director presented at IOCS Pretrial Staff Orientation for the 3rd time.

Prepared October 10, 2023, Hillary Hartoin, Director