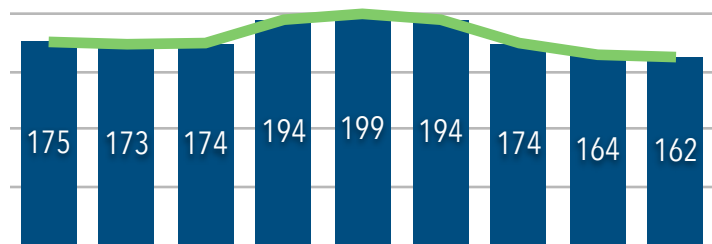


# JANUARY 2025 REVIEW

## CASS/PULASKI COMMUNITY CORRECTIONS

*"Committed to improving the quality of life of the program participants and the community by applying effective evidence based programs that produce positive choices, constructive behavior and accountability from the program participants, thereby reducing their criminal actions."*

Monthly Clients Served 9 Month Trend

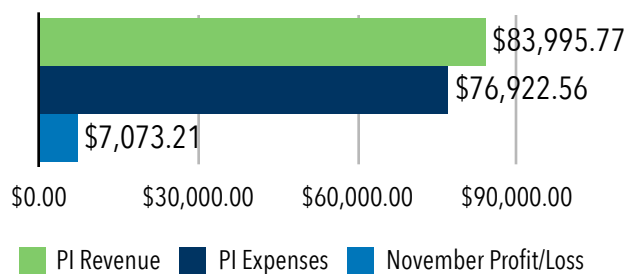


April '24 May '24 June '24 July '24 Aug '24 Sept '24 Oct '24 Nov '24 Dec '24

### WORK RELEASE UPDATES:

There are presently 34 work release residents: 28 males and 6 females. The Work Release Facility is currently at 65% capacity, 58% capacity for males and 50% capacity for females. Work is currently underway to review the staffing for the Work Release Program to improve operations.

### MONTHLY FINANCIAL OVERVIEW:



### DECEMBER OVERVIEW:

Community Corrections served a total of 162 clients in November, a 6% decrease: 42 via the Work Release Program and 120 via the Home Detention/Electronic Monitoring Program for a total of 4,304 days

supervised. It is noted that 16 clients were transferred to other jurisdictions for supervision. The average daily Work Release Population was 37, while the average for Home Detention was 101.

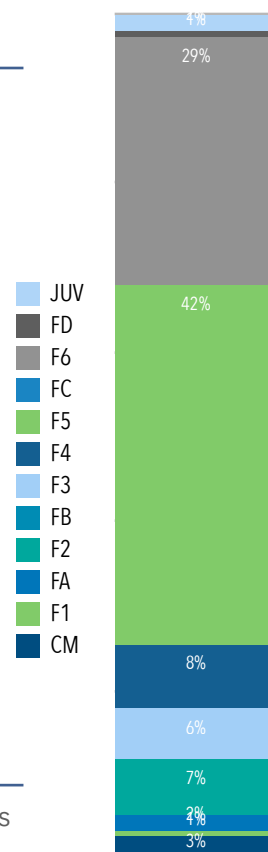
The department received 14 new clients in December:

- 10 Level 6 Felonies
- 3 High Level Felonies (Lvl 5 & Above)
- 1 Criminal Misdemeanors
- 0 Juvenile GPS Supervision

19 clients successfully completed the program, while 3 clients were returned to either the Cass or Pulaski County Jail on a pending violation, with 8 held in the CCJ on pending violations.

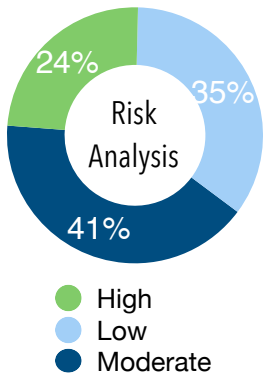
### DECEMBER STATISTICAL SNAPSHOT :

Offense Type	Total
Misdemeanors	5
F1	1
F2	16
F3	12
F4	22
F5	61
F6	54
FA	3
FB	2
FC	0
FD	0
Juvenile	2
<b>Total</b>	<b>178 cases</b>



## POPULATION ANALYSIS:

- 42 Work Release Clients
- 120 Home Detention Clients
- Approximately 15 Clients participated in Work Crew; working on various projects
- 14 CTP Clients
- 18 Courtesy Transfers
- 132 clients were serving a term originating from Cass County, while 36 were serving a sentence from Pulaski County
- 2 clients participated in Juvenile GPS Monitoring

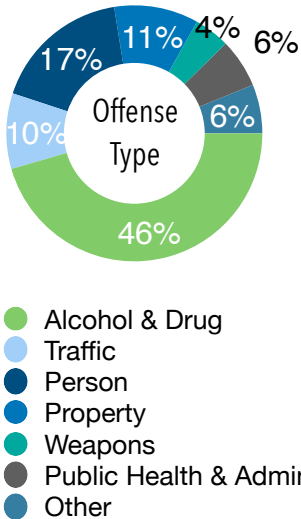


## RISK & OFFENSE TYPE ANALYSIS:

**Risk Analysis:** Analysis shows that 24% of clients served in December were identified through the IRAS Community Supervision Tool as High Risk to Very High Risk, 41% as Moderate Risk, and 35% as Low Risk.

## Offense Type Analysis:

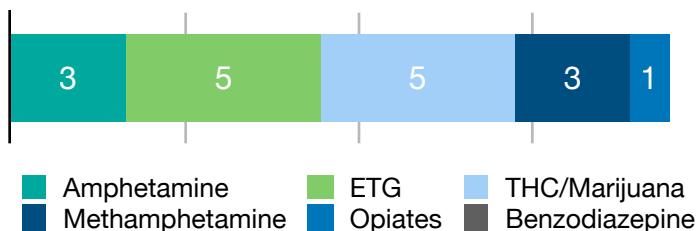
Analysis shows that 46% of offenses are drug and alcohol related, 10% are traffic offenses, 17% are crimes against persons, 11% property related, 4% weapon related, 6% public health and admin., and 6% fall into the other category.



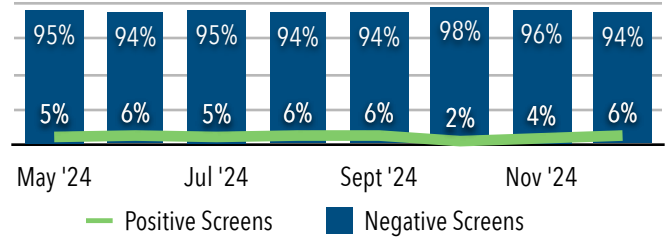
## DRUG SCREEN ANALYSIS:

Out of 210 drugs screens administered this month, 6%, were positive. The majority of positive screens were for Meth, THC and ETG.

## Positive Screens by Drug

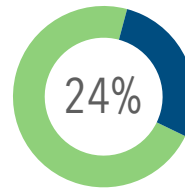


## Percent Positive Screens 8 Month Trend

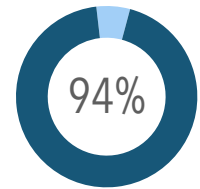


## PERFORMANCE METRICS:

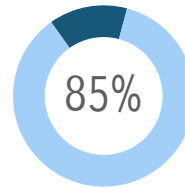
At the direction of our local JRAC, the agency is now tracking the following performance metrics.



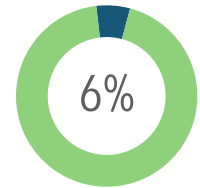
**Violation Rate:** the percentage of clients who received a violation; pending violations are NOT included; this is a measure of closed cases.



**Safety Rate:** the percentage of clients who do not commit a new offense while under supervision; this is a measure of closed cases.



**Completion Rate:** the percentage of clients who remain under supervision until the end of their sentence.



**Drug Screen Positivity Rate:** the percentage of drug screens administered that return a positive result

## NOTABLE UPDATES:

- We have commenced work on our 2024 Annual Report, which is slated for completion in March.
- Director Hartoin has crafted a new logo for our agency, which is illustrated below.



January 16, 2025 by Hillary Hartoin, Court Services