

JANUARY 2024 REVIEW

CASS COUNTY COURT & PRETRIAL SERVICES

“Serving the community by using evidence-based practices and needs-based supervision that prioritizes public safety, maximizes court appearance and reduces recidivism, while protecting the presumption of innocence.”

2023 ANNUAL REPORT PREVIEW:

CCCPS reports another record breaking year in 2023. Early review shows the agency served 299 clients, a 31% increase from 2022. This was coupled with a 14% increase in evaluations and 27% increase in new intakes. We diverted \$1,598,960 in incarceration expenses, 107 years in jail bed stays.

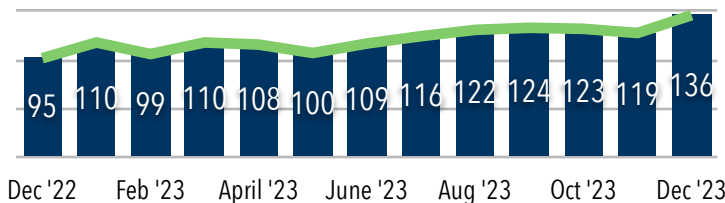
CURRENT OVERVIEW:

Pretrial Services currently has 123 active clients and served a total of 136 clients in December for a total of 3,732 days or 10 years in jail bed stays. December's average daily population was 120 clients. Our current caseload is 65% felony charged. 30 arrestee evaluations and recommendations, with IRAS-PATs, were completed in the last month. We had 22 new intakes in December and have an 89% Release Rate. 12 clients successfully completed the program, in addition to 20 clients who are participating in voluntary individual counseling with our two 4C Health Therapeutic Interns and 7 clients currently in inpatient treatment.

JAIL ANALYSIS:

The December Jail Analysis showed that 11% of inmates are classified as Pre-Adjudication with 44% having an out-of-county warrant that excludes them from the pretrial release program. The Cass County Jail population is 207 inmates; 150 Cass County; 16 Wabash; 12 Carroll; 2 Howard; 27 IDOC. Currently, with expansion, the jail is at 67% capacity. It is estimated that without Pretrial Services the jail would be 7% overcapacity. The low risk population is currently 11%, while the high risk population continues to rise, with 58% of the jail population identified as high risk, illustrating

Monthly Clients Served 13 Month Trend Analysis

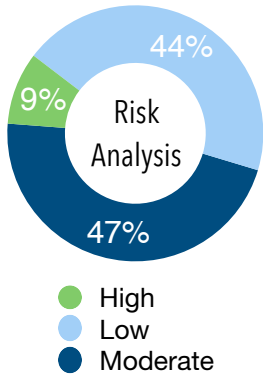


the reservation of jail resources for high risk inmates and maximized risk-based release decisions.

COST SAVINGS:

Using the \$40 daily per diem, CCCPS is currently diverting an estimated \$4,920 per day in incarceration expenses and reports an estimated cost savings of \$149,280 in December. Due to this reservation of jail resources, the CCJ is now able to house inmates from other jails to generate revenue. In December the jail housed 32 inmates from other counties for a total of \$33,240. Approximately 27% of the jail population is eligible for billable revenue.

Offense Level & Case Type	Total	Case Type Analysis
Misdemeanors	46	
Level 6 Felonies	70	
High Level Felonies	15	
Special Conditions of Bond	15	
Probation Violators	10	
Weekly Reporting	48	
GPS Monitoring	0	
Percent Felonies	65%	
Total Cases	131	



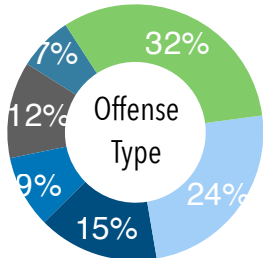
RISK & OFFENSE TYPE ANALYSIS :

Risk Analysis:

Trends show that 9% of active clients have been identified through the IRAS-PAT as High Risk, 47% as Moderate Risk, and 44% as Low Risk.

Offense Type Analysis:

Analysis shows that 32% of offenses are drug and alcohol related, 24% are traffic offenses, 15% are crimes against persons, 8% property related, 0% weapon related, 12% public health and admin., and 5% fall into the other category.



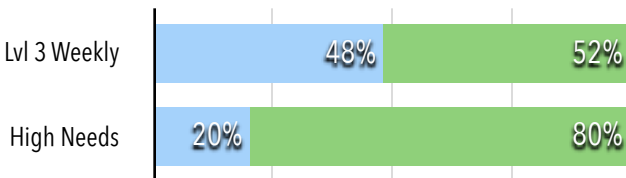
- Alcohol & Drug
- Traffic
- Person
- Property
- Weapons
- Public Health & Admin
- Other

Supervision Analysis:

-46% of active participants are being supervised at Level 3 (High) Supervision, with weekly reporting.
 -20% of active clients have needs where supervised

release was in the best interest of the county and the clients.

- 0 clients are being supervised with electronic monitoring facilitated by Cass/Pulaski Community Corrections.

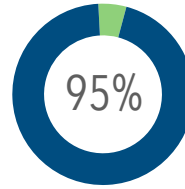


CASS COUNTY LOCAL JRAC:

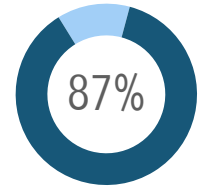
The Cass County Local JRAC continues to meet on a monthly basis and has been appointed by the Cass County Commissioners to review proposals for use of Opioid Settlement Funding. The next meeting is scheduled for January 17, 2023. This month's agenda includes approving new opioid settlement proposals Justice Counts, CY23 Q4 SEA 9 Reports, staff development, increased data collection efforts and unified recidivism definitions.

PERFORMANCE METRICS:

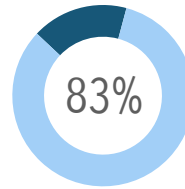
All our performance metrics have remained stable and fall above or within State Standards. Below are our current metrics.



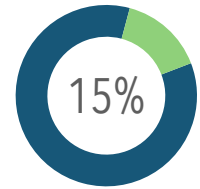
Appearance Rate: the percentage of defendants who attended all court hearings during their pretrial period



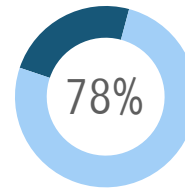
Safety Rate: the percentage of defendants who were not charged with a new offense during their pretrial period



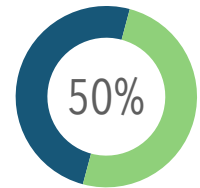
Success Rate: the percentage of defendants who have not had an FTA, violation or committed a new offense while under supervision



Violation Rate: the percentage of defendants who received a technical violation



Completion Rate: the percentage of defendants who remained under supervision until disposition of their case



Voluntary Program Participation Rate: the percentage of defendants participating in voluntary programming and services

NOTABLE UPDATES AND ACCOMPLISHMENTS:

- We secured the 2024 Court Reform Grant that includes \$40,000 from the IOCS for a complete audio visual display system for one of the Courts.
- In 2023, the Court Services Department secured \$1,102,577.00 in grant funding.
- Our Data & Research PhD Intern from IU Bloomington started this past week and will be validating program outcomes.

Prepared January 9, 2024, Hillary Hartoin, Director