

MARCH 2024 REVIEW

CASS COUNTY COURT & PRETRIAL SERVICES

“Serving the community by using evidence-based practices and needs-based supervision that prioritizes public safety, maximizes court appearance and reduces recidivism, while protecting the presumption of innocence.”

CURRENT OVERVIEW:

Pretrial Services currently has 121 active clients and served a total of 130 clients in February, a 31% increase from February 2023, for a total of 3,612 days or 9.8 years in jail bed stays. January's average daily population was 125 clients. Our current caseload is 70% felony charged. 25 arrestee evaluations and recommendations, with IRAS-PATs, were completed in the last month. We had 16 new intakes in February. Currently, we have an 85% Release Rate. 21 clients successfully completed the program, in addition to 26 clients who are participating in voluntary individual counseling with our two 4C Health Therapeutic Interns and 8 clients currently in inpatient treatment programs.

JAIL ANALYSIS:

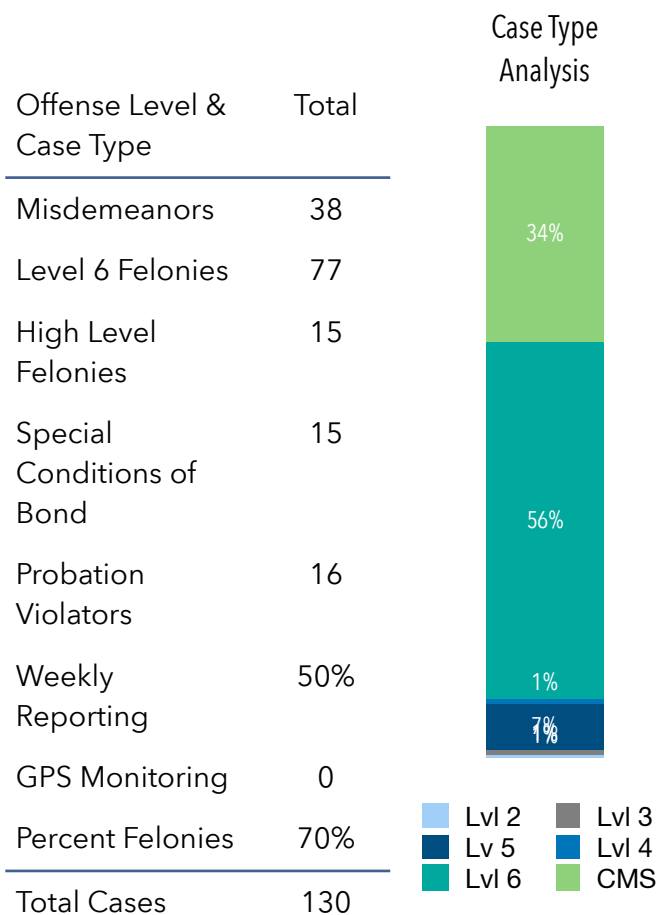
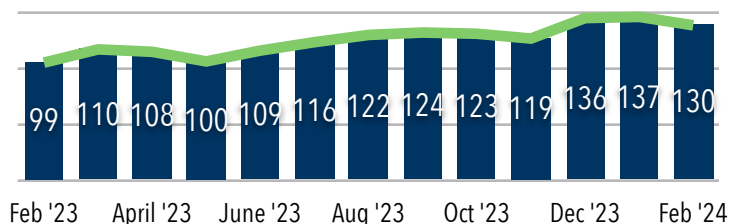
The January Jail Analysis showed that 10% of inmates are classified as Pre-Adjudication with 1% having an out-of-county warrant that excludes them from the pretrial release program. The Cass County Jail population is 205 inmates; 123 Cass County; 20 Wabash County; 6 Carroll County, 24 Howard County, 32 IDOC. Currently, with expansion, the jail is at 69% capacity. It is estimated that without Pretrial Services the jail would be 8% overcapacity. The low risk population is currently 14%, while the high risk population continues to rise, with 50% of the jail population identified as high risk, illustrating the reservation of jail resources for high risk inmates and maximized risk-based release decisions.

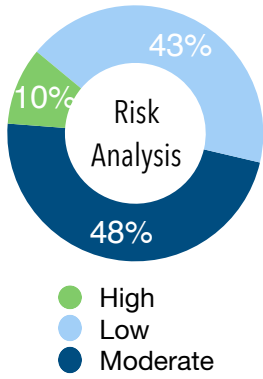
COST SAVINGS:

Using the \$40 daily per diem, CCCPS is currently diverting an estimated \$4,840 per day in incarceration expenses and reports an estimated cost savings of \$144,480 in February. Due to this reservation of jail

resources, the CCJ is now able to house inmates from other jails to generate additional revenue. In February the jail housed 46 inmates for 847 days at a per diem of \$40 per day for a total month's revenue of \$33,880. Approximately 40% of the jail population is eligible for billable revenue.

Monthly Clients Served 13 Month Trend Analysis





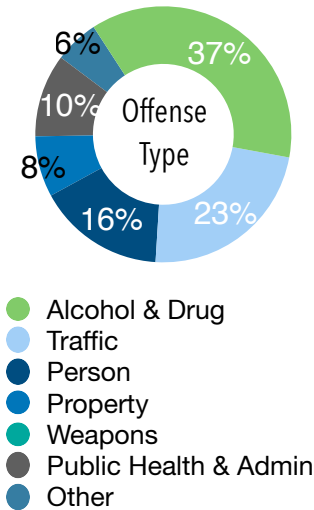
RISK & OFFENSE TYPE ANALYSIS :

Risk Analysis:

Trends show that 10% of active clients have been identified through the IRAS-PAT as High Risk, 48% as Moderate Risk, and 43% as Low Risk.

Offense Type Analysis:

Analysis shows that 37% of offenses are drug and alcohol related, 23% are traffic offenses, 16% are crimes against persons, 8% property related, 0% weapon related, 10% public health and admin., and 6% fall into the other category.



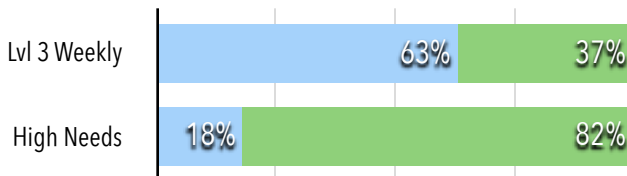
Supervision Analysis:

-63%, a 26% increase, of active participants are being supervised at Level 3 (High) Supervision, with weekly reporting.

-18% of active clients have

needs where supervised release was in the best interest of the county and the clients.

- 0 clients are being supervised with electronic monitoring facilitated by Cass/Pulaski Community Corrections.

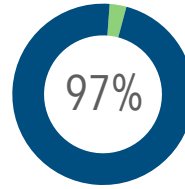


CASS COUNTY LOCAL JRAC:

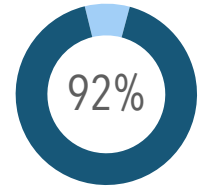
The Cass County Local JRAC continues to meet on a monthly basis and has been appointed by the Cass County Commissioners to review proposals for use of Opioid Settlement Funding. Review for new proposals opens up in July. This month, the Council collaboratively completed the 2023 JRAC Annual Report for submission to IOCS and made plans for members to attend the upcoming Safety Fair.

PERFORMANCE METRICS:

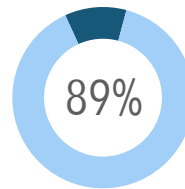
All our performance metrics have remained stable and fall above or within State Standards. Below are our current metrics.



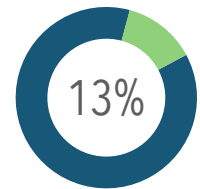
Appearance Rate:
percentage of defendants who attended all court hearings during their pretrial period



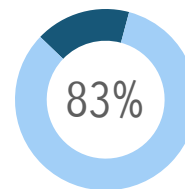
Safety Rate:
the percentage of defendants who were not charged with a new offense during their pretrial period



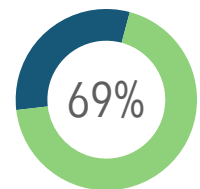
Success Rate:
the percentage of defendants who have not had an FTA, violation or committed a new offense while under supervision



Violation Rate:
the percentage of defendants who received a technical violation



Completion Rate:
the percentage of defendants who remained under supervision until disposition of their case



Voluntary Program Participation Rate: the percentage of defendants participating in voluntary programming and services

NOTABLE UPDATES AND ACCOMPLISHMENTS:

- The CY2025 IDOC & IOCS Grants are completed and will be submitted upon Commissioner Approval. This year we are submitting a dual application in hopes of funding a dedicated therapist and expanding support services.
- The CY2023 Annual Report is completed and available on our website.
- To date, we have assisted over 20 individuals in entering inpatient treatment with an 100% Completion Rate.

Prepared March 25, 2024, Hillary Hartoin, Director